


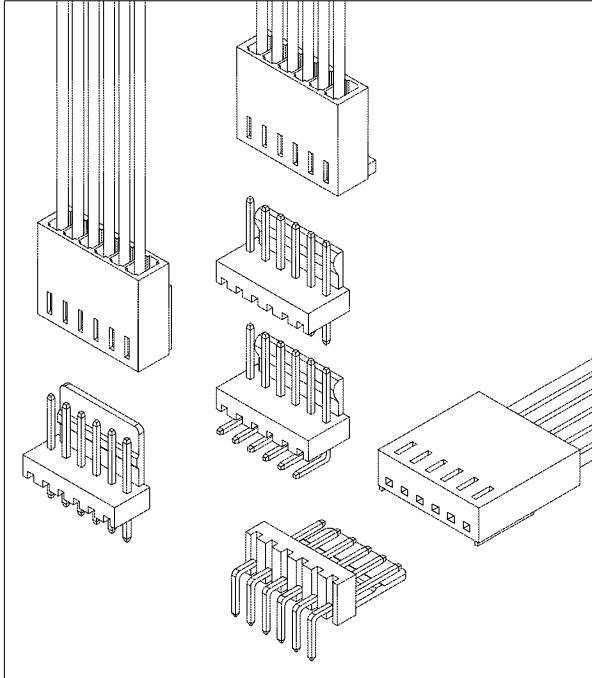
TU5002 SERIES

2.54mm Pitch Wire To Board Connector

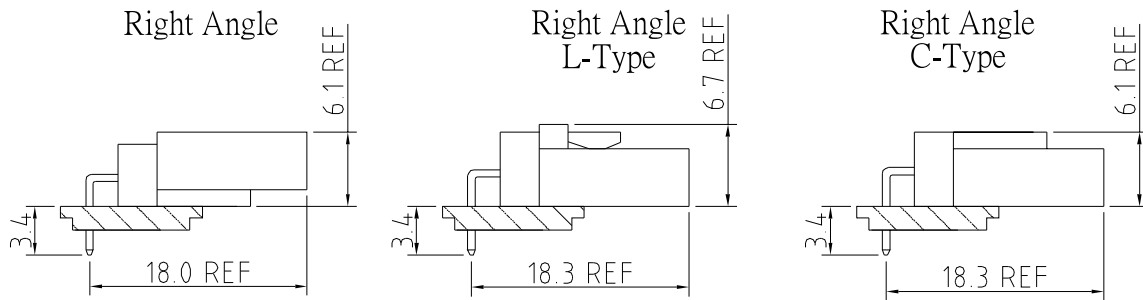
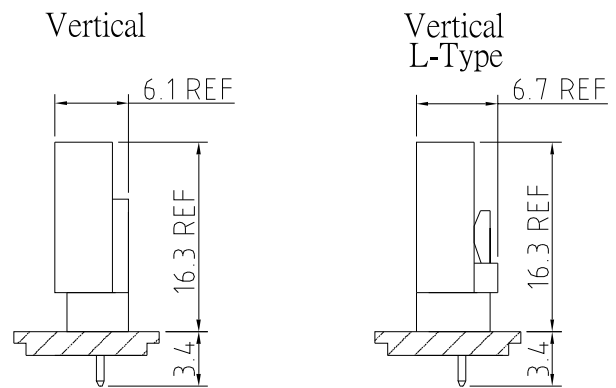


Specification

Circuits	02 - 20
Pitch	2.54mm
Current Rating	3A AC/DC
Voltage Rating	250V AC/DC
Contact Resistance	20mΩ MAX.
Withstand Voltage	1,500V AC/minute
Insulation Resistance	1,000MΩ MIN.
Temperature Range	-25°C - +85°C
Applicable Wire Range	AWG #22 - #28
Applicable P.C.B Thickness	1.6mm
Applicable P.C.B Hole Dia.	∅1.0mm ± 0.05




Assembly Layout



TU5002 * - NP *-*		
① ② ③ ④ ⑤		
① Part No. TU5002	④ Mount Type C : C-Type Wafer L : L-Type Wafer R : R-Type Wafer	
② Connection Type: HNO : Terminal Socket WNV : Vertical Wafer WNR : Right Angle Wafer		
③ Number of Contacts: NP : Circuits	⑤ Contact Plating Code Blank : As Specified	

Note: Color of number(0-White, 1-Black, 2-Brown, 3-Red, 4-Orange, 5-Yellow, 6-Green, 7-Blue, 8-Purple, 9-Grey).



TU5002 SERIES

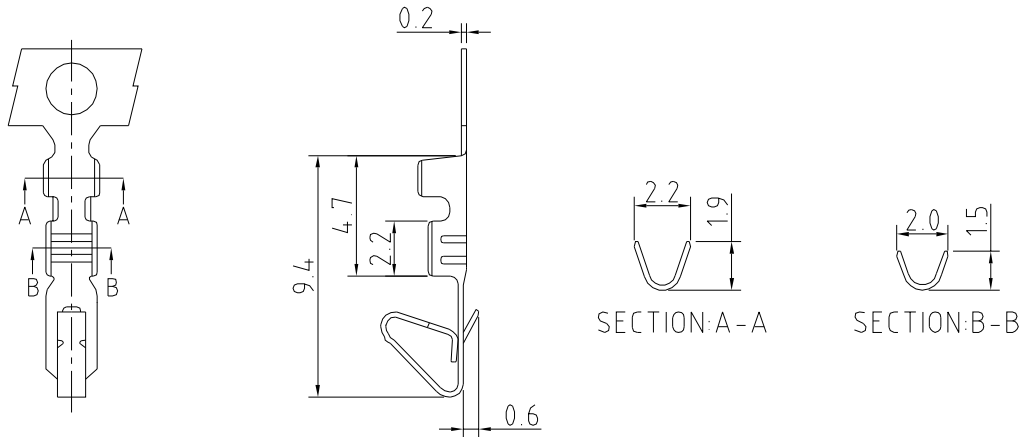
2.54mm Pitch Wire To Board Connector

Unit : mm

Terminal

Features

Use with: TU5002 Series Housing



CONTACT INFORMATION

Part No.	Wire Range	Insulation O.D.	Material	Finish	Q'ty/Reel
TU5002TBO-*	AWG #22-#28	1.50mm(MAX.)	Brass	See note	10,000 pcs
TU5002TPO-*			Phosphor bronze		

Note:

For this product in a different specification please contact TYU for more information

Housing

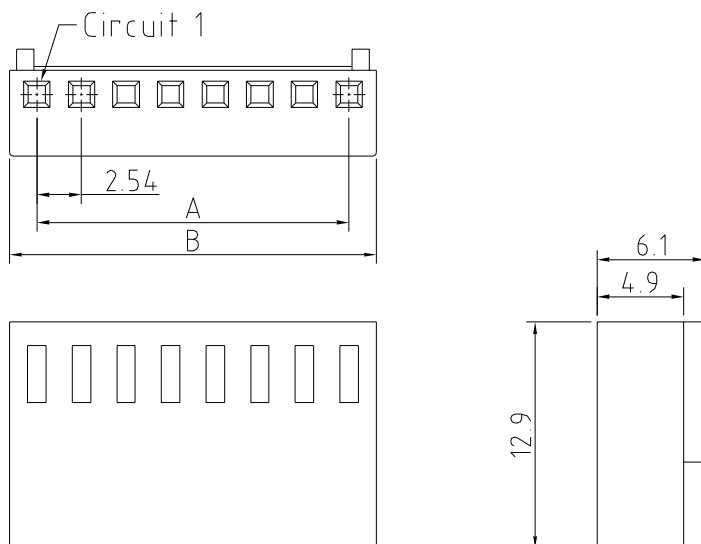
Features

Available Number of Circuits: 02 - 20

Material: Thermoplastic 94V-2


Use with: TU5002 Crimp Terminal

Mates with : TU5002 Series Wafer



Dimension and Order Information

Circuits	Part No.	DIM.(mm)	
		A	B
2	TU5002HNO-02	2.54	5.68
3	TU5002HNO-03	5.08	8.22
4	TU5002HNO-04	7.62	10.76
5	TU5002HNO-05	10.16	13.30
6	TU5002HNO-06	12.70	15.84
7	TU5002HNO-07	15.24	18.38
8	TU5002HNO-08	17.78	20.92
9	TU5002HNO-09	20.32	23.46
10	TU5002HNO-10	22.86	26.00
11	TU5002HNO-11	25.40	28.54
12	TU5002HNO-12	27.94	31.08
13	TU5002HNO-13	30.48	33.62
14	TU5002HNO-14	33.02	36.16
15	TU5002HNO-15	35.56	38.70
16	TU5002HNO-16	38.10	41.24
17	TU5002HNO-17	40.64	43.78
18	TU5002HNO-18	43.18	46.32
19	TU5002HNO-19	45.72	48.86
20	TU5002HNO-20	48.26	51.40



TU5002 SERIES

2.54mm Pitch Wire To Board Connector

Unit : mm

Housing

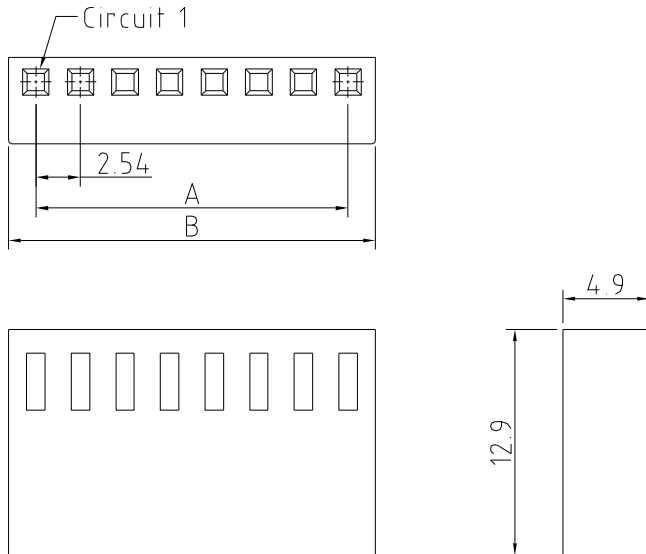
Features

Available Number of Circuits : 02 - 20

Material : Thermoplastic 94V-2

Use with : TU5002 Crimp Terminal

Mates with : TU5002 Series Wafer



Dimension and Order Information

Circuits	Part No.	DIM.(mm)	
		A	B
2	TU5002HNO-02C	2.54	5.68
3	TU5002HNO-03C	5.08	8.22
4	TU5002HNO-04C	7.62	10.76
5	TU5002HNO-05C	10.16	13.30
6	TU5002HNO-06C	12.70	15.84
7	TU5002HNO-07C	15.24	18.38
8	TU5002HNO-08C	17.78	20.92
9	TU5002HNO-09C	20.32	23.46
10	TU5002HNO-10C	22.86	26.00
11	TU5002HNO-11C	25.40	28.54
12	TU5002HNO-12C	27.94	31.08
13	TU5002HNO-13C	30.48	33.62
14	TU5002HNO-14C	33.02	36.16
15	TU5002HNO-15C	35.56	38.70
16	TU5002HNO-16C	38.10	41.24
17	TU5002HNO-17C	40.64	43.78
18	TU5002HNO-18C	43.18	46.32
19	TU5002HNO-19C	45.72	48.86
20	TU5002HNO-20C	48.26	51.40

Housing

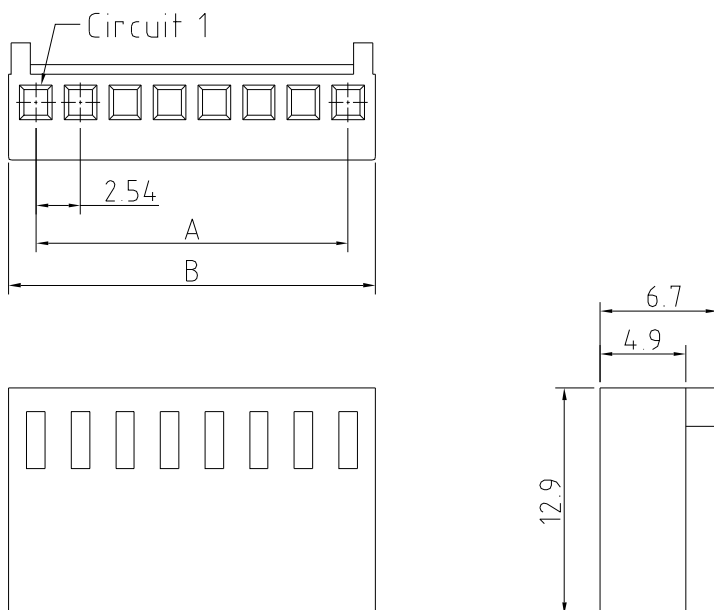
Features

Available Number of Circuits : 02 - 20

Material : Thermoplastic 94V-2


Use with : TU5002 Crimp Terminal

Mates with : TU5002 Series Wafer L-Type



Dimension and Order Information

Circuits	Part No.	DIM.(mm)	
		A	B
2	TU5002HNO-02L	2.54	5.68
3	TU5002HNO-03L	5.08	8.22
4	TU5002HNO-04L	7.62	10.76
5	TU5002HNO-05L	10.16	13.30
6	TU5002HNO-06L	12.70	15.84
7	TU5002HNO-07L	15.24	18.38
8	TU5002HNO-08L	17.78	20.92
9	TU5002HNO-09L	20.32	23.46
10	TU5002HNO-10L	22.86	26.00
11	TU5002HNO-11L	25.40	28.54
12	TU5002HNO-12L	27.94	31.08
13	TU5002HNO-13L	30.48	33.62
14	TU5002HNO-14L	33.02	36.16
15	TU5002HNO-15L	35.56	38.70
16	TU5002HNO-16L	38.10	41.24
17	TU5002HNO-17L	40.64	43.78
18	TU5002HNO-18L	43.18	46.32
19	TU5002HNO-19L	45.72	48.86
20	TU5002HNO-20L	48.26	51.40



TU5002 SERIES

2.54mm Pitch Wire To Board Connector

Unit : mm

Housing

Features

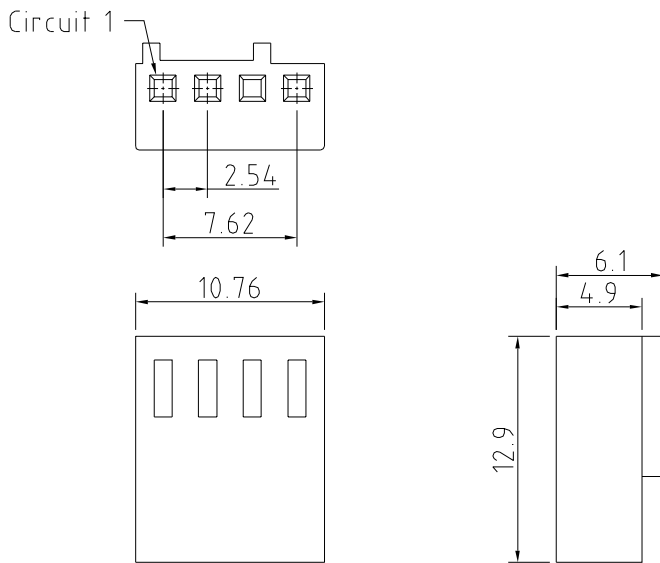
Available Number of Circuits : 04

Material : Thermoplastic 94V-2

Use with : TU5002 Crimp Terminal

Mates with : TU5002 Series DA-Type Wafer

Part NO. : TU5002HNO-04-DA



Housing

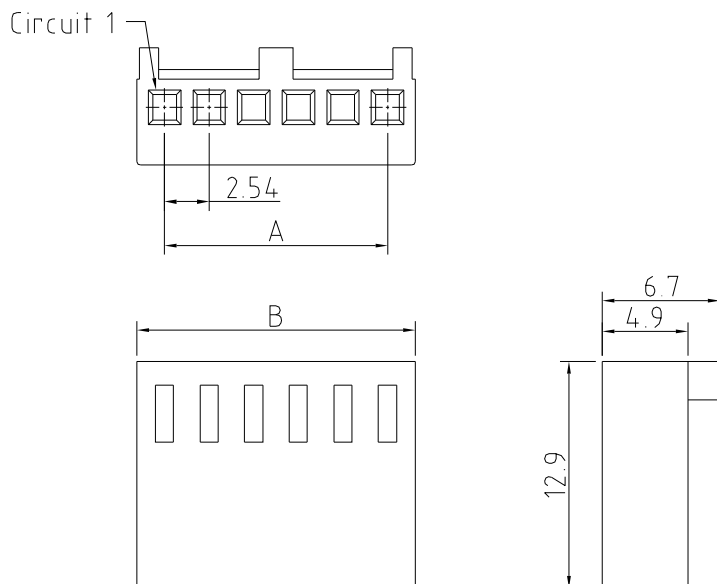
Features

Available Number of Circuits : 05,06

Material : Thermoplastic 94V-2


Use with : TU5002 Crimp Terminal

Mates with : TU5002 Series DS-Type Wafer



Dimension and Order Information

Circuits	Part No.	DIM.(mm)	
		A	B
5	TU5002HNO-05L-DS-*	10.16	13.30
6	TU5002HNO-06L-DS-*	12.70	15.84



TU5002 SERIES

2.54mm Pitch Wire To Board Connector

Unit : mm

Wafer Vertical

Features

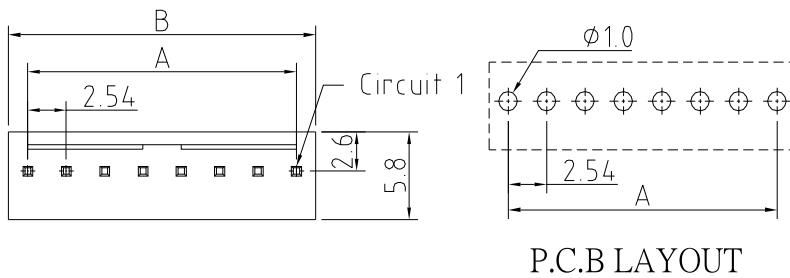
Available Number of Circuits : 02 - 20

Material : Thermoplastic 94V-2

Contact: 0.64mm(.025") Square Pin Copper Alloy, Tin-plated

Mates with : TU5002 Series Housing

Single Bulge On 02-06 Circuits
Two Bulge On 07-20, As Shown



Dimension and Order Information

Circuits	Part No.	DIM.(mm)	
		A	B
2	TU5002WNV-02-*	2.54	5.08
3	TU5002WNV-03-*	5.08	7.62
4	TU5002WNV-04-*	7.62	10.16
5	TU5002WNV-05-*	10.16	12.70
6	TU5002WNV-06-*	12.70	15.24
7	TU5002WNV-07-*	15.24	17.78
8	TU5002WNV-08-*	17.78	20.32
9	TU5002WNV-09-*	20.32	22.86
10	TU5002WNV-10-*	22.86	25.40
11	TU5002WNV-11-*	25.40	27.94
12	TU5002WNV-12-*	27.94	30.48
13	TU5002WNV-13-*	30.48	33.02
14	TU5002WNV-14-*	33.02	35.56
15	TU5002WNV-15-*	35.56	38.10
16	TU5002WNV-16-*	38.10	40.64
17	TU5002WNV-17-*	40.64	43.18
18	TU5002WNV-18-*	43.18	45.72
19	TU5002WNV-19-*	45.72	48.26
20	TU5002WNV-20-*	48.26	50.80

Wafer Right Angle

Features

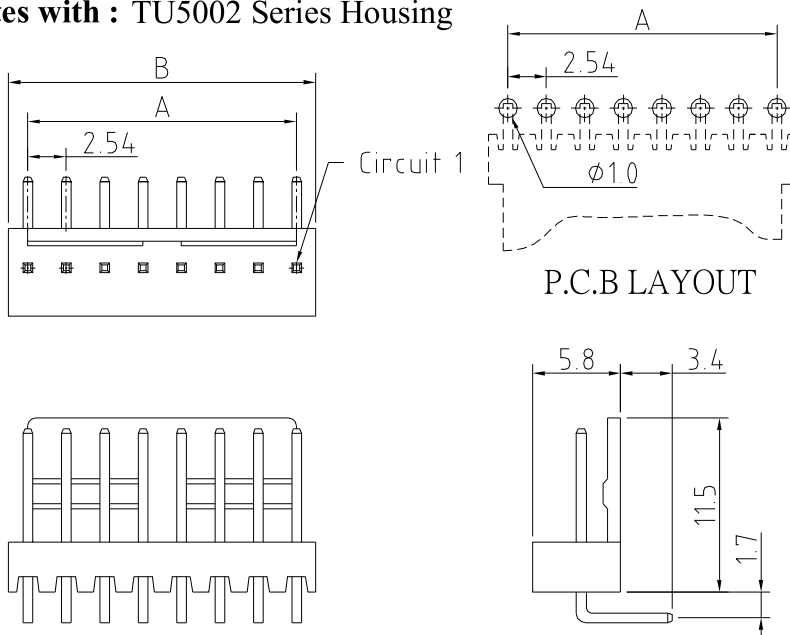
Available Number of Circuits : 02 - 20

Material : Thermoplastic 94V-2

Contact: 0.64mm(.025") Square Pin Copper Alloy, Tin-plated

Mates with : TU5002 Series Housing


Single Bulge On 02-06 Circuits
Two Bulge On 07-20, As Shown



Dimension and Order Information

Circuits	Part No.	DIM.(mm)	
		A	B
2	TU5002WNR-02-*	2.54	5.08
3	TU5002WNR-03-*	5.08	7.62
4	TU5002WNR-04-*	7.62	10.16
5	TU5002WNR-05-*	10.16	12.70
6	TU5002WNR-06-*	12.70	15.24
7	TU5002WNR-07-*	15.24	17.78
8	TU5002WNR-08-*	17.78	20.32
9	TU5002WNR-09-*	20.32	22.86
10	TU5002WNR-10-*	22.86	25.40
11	TU5002WNR-11-*	25.40	27.94
12	TU5002WNR-12-*	27.94	30.48
13	TU5002WNR-13-*	30.48	33.02
14	TU5002WNR-14-*	33.02	35.56
15	TU5002WNR-15-*	35.56	38.10
16	TU5002WNR-16-*	38.10	40.64
17	TU5002WNR-17-*	40.64	43.18
18	TU5002WNR-18-*	43.18	45.72
19	TU5002WNR-19-*	45.72	48.26
20	TU5002WNR-20-*	48.26	50.80

TU5002 SERIES



2.54mm Pitch Wire To Board Connector

Unit : mm

Wafer Vertical L-Type

Features

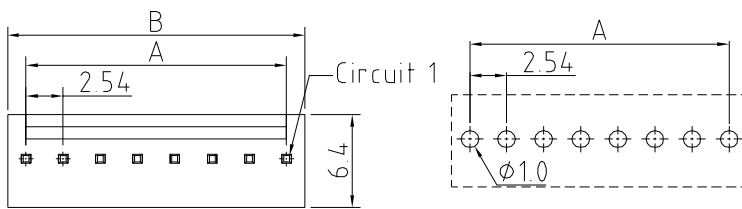
Available Number of Circuits : 02 - 20

Material : Thermoplastic 94V-2

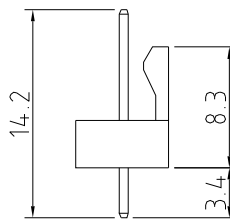
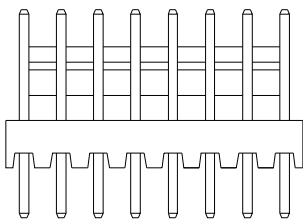
Contact: 0.64mm(.025") Square Pin Copper Alloy, Tin-plated

Mates with : TU5002 Series L-Type Housing

Dimension and Order Information



P.C.B LAYOUT



Circuits	Part No.	DIM.(mm)	
		A	B
2	TU5002WNV-02L-*	2.54	5.08
3	TU5002WNV-03L-*	5.08	7.62
4	TU5002WNV-04L-*	7.62	10.16
5	TU5002WNV-05L-*	10.16	12.70
6	TU5002WNV-06L-*	12.70	15.24
7	TU5002WNV-07L-*	15.24	17.78
8	TU5002WNV-08L-*	17.78	20.32
9	TU5002WNV-09L-*	20.32	22.86
10	TU5002WNV-10L-*	22.86	25.40
11	TU5002WNV-11L-*	25.40	27.94
12	TU5002WNV-12L-*	27.94	30.48
13	TU5002WNV-13L-*	30.48	33.02
14	TU5002WNV-14L-*	33.02	35.56
15	TU5002WNV-15L-*	35.56	38.10
16	TU5002WNV-16L-*	38.10	40.64
17	TU5002WNV-17L-*	40.64	43.18
18	TU5002WNV-18L-*	43.18	45.72
19	TU5002WNV-19L-*	45.72	48.26
20	TU5002WNV-20L-*	48.26	50.80

Wafer Right Angle L-Type

Features

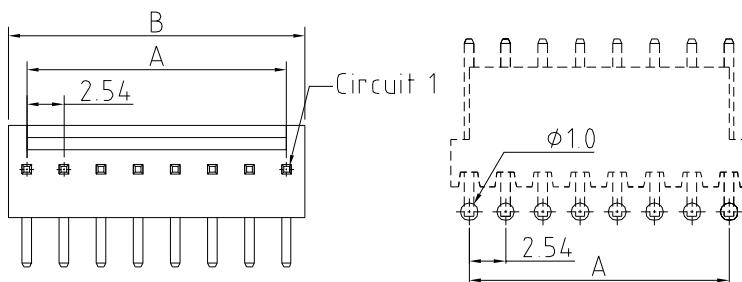
Available Number of Circuits : 02 - 20

Material : Thermoplastic 94V-2

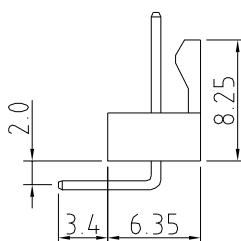
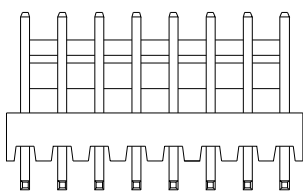
Contact: 0.64mm(.025") Square Pin Copper Alloy, Tin-plated

Mates with : TU5002 Series L-Type Housing

Dimension and Order Information




P.C.B LAYOUT



Circuits	Part No.	DIM.(mm)	
		A	B
2	TU5002WNR-02L-*	2.54	5.08
3	TU5002WNR-03L-*	5.08	7.62
4	TU5002WNR-04L-*	7.62	10.16
5	TU5002WNR-05L-*	10.16	12.70
6	TU5002WNR-06L-*	12.70	15.24
7	TU5002WNR-07L-*	15.24	17.78
8	TU5002WNR-08L-*	17.78	20.32
9	TU5002WNR-09L-*	20.32	22.86
10	TU5002WNR-10L-*	22.86	25.40
11	TU5002WNR-11L-*	25.40	27.94
12	TU5002WNR-12L-*	27.94	30.48
13	TU5002WNR-13L-*	30.48	33.02
14	TU5002WNR-14L-*	33.02	35.56
15	TU5002WNR-15L-*	35.56	38.10
16	TU5002WNR-16L-*	38.10	40.64
17	TU5002WNR-17L-*	40.64	43.18
18	TU5002WNR-18L-*	43.18	45.72
19	TU5002WNR-19L-*	45.72	48.26
20	TU5002WNR-20L-*	48.26	50.80

TU5002 SERIES



2.54mm Pitch Wire To Board Connector

Unit : mm

Wafer

Vertical

Features

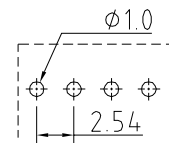
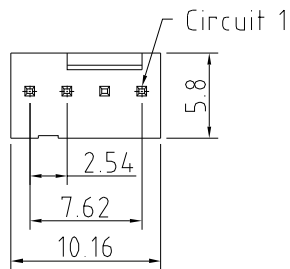
Available Number of Circuits : 04

Material : Thermoplastic 94V-2

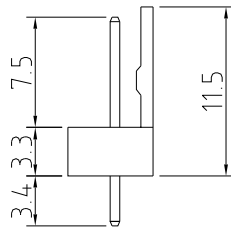
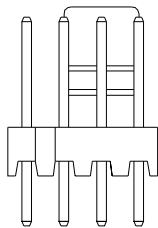
Contact: 0.64mm(.025") Square Pin Copper Alloy, Tin-plated

Mates with : TU5002 Series DA-Type Housing

Part No. : TU5002WNV-04-DA



P.C.B LAYOUT



Wafer

Right Angle

Features

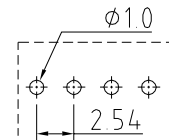
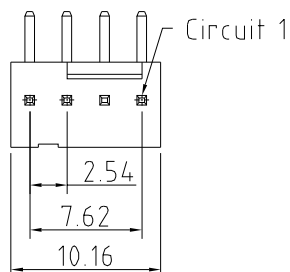
Available Number of Circuits : 04

Material : Thermoplastic 94V-2

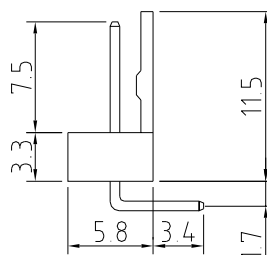
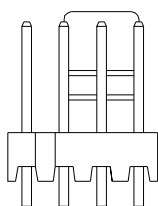
Contact: 0.64mm(.025") Square Pin Copper Alloy, Tin-plated


Mates with : TU5002 Series DA-Type Housing

Part No. : TU5002WNR-04-DA



P.C.B LAYOUT





TU5002 SERIES

2.54mm Pitch Wire To Board Connector

Unit : mm

Wafer Vertical

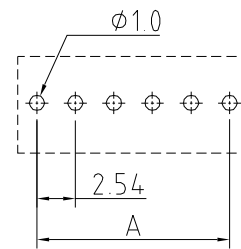
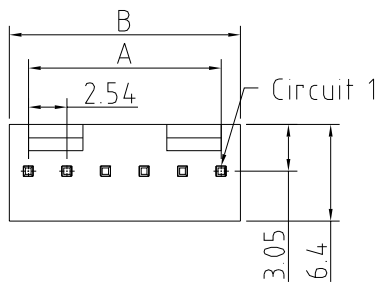
Features

Available Number of Circuits : 05,06

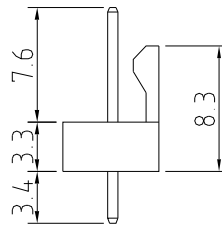
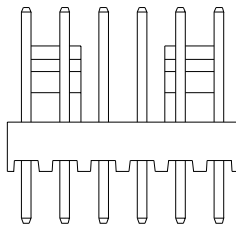
Material : Thermoplastic 94V-0

Contact: 0.64mm(.025") Square Pin Copper Alloy, Tin-plated

Mates with : TU5002 Series DS-Type Housing



P.C.B LAYOUT



Dimension and Order Information

Circuits	Part No.	DIM.(mm)	
		A	B
5	TU5002WNV-05L-* -DS	10.16	12.70
6	TU5002WNV-06L-* -DS	12.70	15.24

Wafer Right Angle R-Type

Features

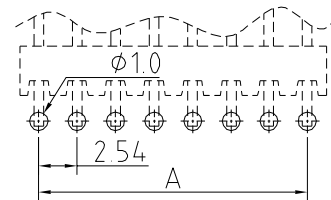
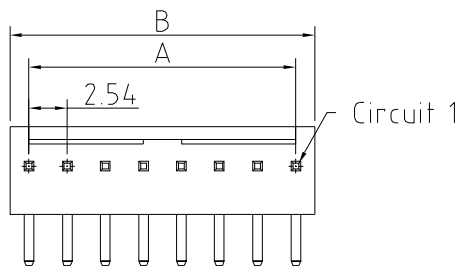
Available Number of Circuits : 02 - 20

Material : Thermoplastic 94V-2

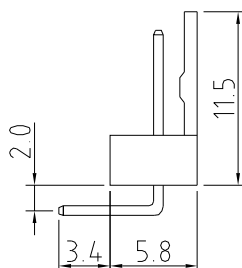
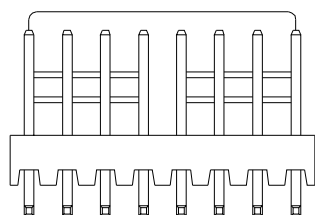
Contact: 0.64mm(.025") Square Pin Copper Alloy, Tin-plated

Mates with : TU5002 Series Housing

Single Bulge On 02-06 Circuits
Two Bulge On 07-20, As Shown



P.C.B LAYOUT



Dimension and Order Information

Circuits	Part No.	DIM.(mm)	
		A	B
2	TU5002WNR-02R	2.54	5.08
3	TU5002WNR-03R	5.08	7.62
4	TU5002WNR-04R	7.62	10.16
5	TU5002WNR-05R	10.16	12.70
6	TU5002WNR-06R	12.70	15.24
7	TU5002WNR-07R	15.24	17.78
8	TU5002WNR-08R	17.78	20.32
9	TU5002WNR-09R	20.32	22.86
10	TU5002WNR-10R	22.86	25.40
11	TU5002WNR-11R	25.40	27.94
12	TU5002WNR-12R	27.94	30.48
13	TU5002WNR-13R	30.48	33.02
14	TU5002WNR-14R	33.02	35.56
15	TU5002WNR-15R	35.56	38.10
16	TU5002WNR-16R	38.10	40.64
17	TU5002WNR-17R	40.64	43.18
18	TU5002WNR-18R	43.18	45.72
19	TU5002WNR-19R	45.72	48.26
20	TU5002WNR-20R	48.26	50.80