



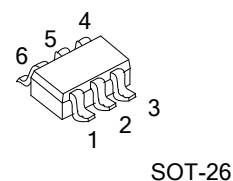
4-CHANNEL ESD SOLUTION FOR HIGH-SPEED DIFFERENTIAL INTERFACE

■ DESCRIPTION

The UTC **TVS4S009** has four clamp circuits for dual differential lines, which is an electrostatic discharge solution for high-speed differential lines.

The excellent matching between the differential pair signal lines enables this device to operate at high-speed differential data rates (3dB bandwidth>4GHz). The UTC **TVS4S009** is suitable for high-speed differential applications, such as high-definition multimedia interface (HDMI), low-voltage differential signaling (LVDS), serial advanced technology attachment (SATA), Ethernet, etc. It also complies with IEC 61000-4-2 (Level 4) ESD.

The UTC **TVS4S009** can operate over the ambient air temperature range of -40°C~85°C.



■ FEATURES

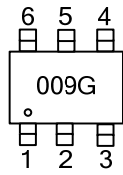
- * Supports high-speed differential data rates (3dB bandwidth>4 GHz)
- * 0.05pF matching capacitance between differential signal pairs
- * Flow-through single-in-line pin mapping for high-speed lines ensures no additional board layout burden while placing ESD protection chip near connector
- * Low 0.8pF line capacitance for each data line to GND
- * 2.5A peak pulse current (8/20μs pulse)
- * IEC 61000-4-2 (Level 4) system-level ESD compliance
- * Industrial temperature range: -40°C~85°C

■ ORDERING INFORMATION

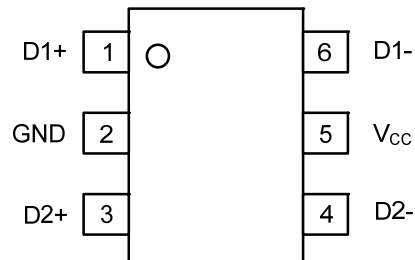
Ordering Number	Package	Packing
TVS4S009G-AG6-R	SOT-26	Tape Reel

TVS4S009G-AG6-R	
(1)Packing Type	(1) R: Tape Reel
(2)Package Type	(2) AG6: SOT-26
(3)Green Package	(3) G: Halogen Free and Lead Free

MARKING



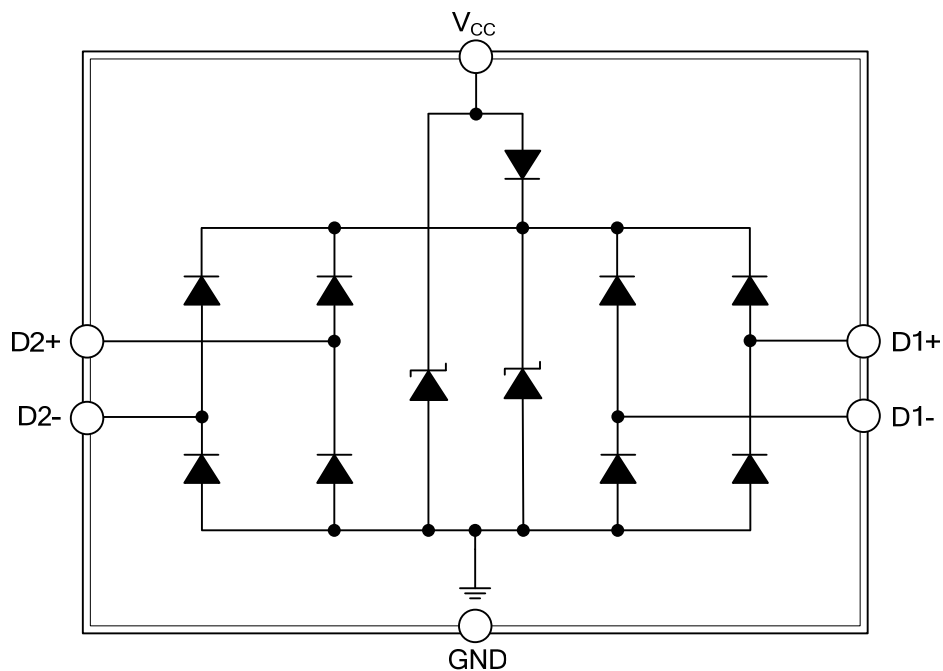
PIN CONFIGURATION



PIN DESCRIPTION

PIN NO.	PIN NAME	DESCRIPTION
1	D1+	High-speed ESD clamp provides ESD protection to the high-speed differential data lines
2	GND	Ground
3	D2+	High-speed ESD clamp provides ESD protection to the high-speed differential data lines
4	D2-	High-speed ESD clamp provides ESD protection to the high-speed differential data lines
5	V _{CC}	Supply
6	D1-	High-speed ESD clamp provides ESD protection to the high-speed differential data lines

BLOCK DIAGRAM



■ ABSOLUTE MAXIMUM RATING (Over operating free-air temperature range, unless otherwise noted)

PARAMETER	SYMBOL	RATINGS	UNIT
Supply Voltage Range	V_{CC}	-0.3~+6.0	V
IO Signal Voltage Range	V_{IO}	0~ V_{CC}	V
EC 61000-4-2 Contact Discharge		±8.0	kV
IEC 61000-4-2 Air-Gap Discharge		±9.0	kV
Peak Pulse Power		25	W
Peak Pulse Current		2.5	A
Storage Temperature Range	T_{STG}	-50~125	°C
Characterized Free-Air Operating Temperature Range	T_A	-40~85	°C

Note: Absolute maximum ratings are those values beyond which the device could be permanently damaged.
Absolute maximum ratings are stress ratings only and functional device operation is not implied.

■ ELECTRICAL CHARACTERISTICS ($T_A=25^{\circ}\text{C}$, unless otherwise noted)

PARAMETER	SYMBOL	TEST CONDITIONS		MIN	TYP	MAX	UNIT
Reverse Standoff Voltage	V_{RWM}	Any IO Pin to Ground				5.5	V
Breakdown Voltage	V_{BR}	$I_{IO}=1\text{mA}$	Any IO Pin to Ground	9.0			V
IO Port Current	I_{IO}	$V_{CC}=5.0\text{V}$, $V_{IO}=3.3\text{V}$	Any IO Pin		0.01	0.1	μA
Current from IO Port to Supply Pins	I_{OFF}	$V_{CC}=5.0\text{V}$, $V_{IO}=3.3\text{V}$	Any IO Pin		0.01	0.1	μA
Diode Forward Voltage	V_D	$I_{IO}=8\text{mA}$	Lower Clamp Diode	0.60	0.80	0.95	V
Dynamic Resistance	R_{DYN}	$I=1\text{A}$	Any IO Pin		1.1		Ω
IO Capacitance	C_{IO}	$V_{CC}=5.0\text{V}$, $V_{IO}=2.5\text{V}$	Any IO Pin		0.8		pF
Operating Supply Current	I_{CC}	$V_{CC}=5.0\text{V}$, $V_{IO}=\text{Open}$	V_{CC} Pin		0.1	1.0	μA

UTC assumes no responsibility for equipment failures that result from using products at values that exceed, even momentarily, rated values (such as maximum ratings, operating condition ranges, or other parameters) listed in products specifications of any and all UTC products described or contained herein. UTC products are not designed for use in life support appliances, devices or systems where malfunction of these products can be reasonably expected to result in personal injury. Reproduction in whole or in part is prohibited without the prior written consent of the copyright owner. The information presented in this document does not form part of any quotation or contract, is believed to be accurate and reliable and may be changed without notice.