


TX7-705C-C-ST3

STRATUM III SMD TCXO
CMOS

QuartzCom
the communications company

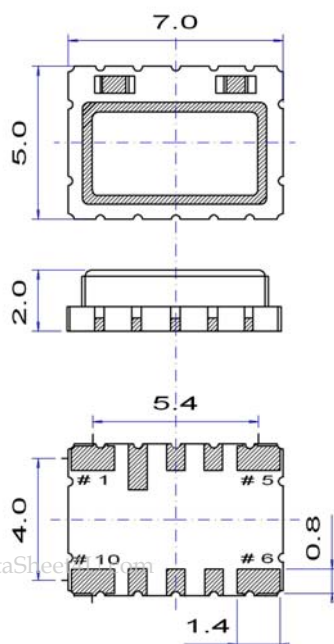


Features

- Applications: transmission, TDM networks, SDH, SONET, wireless communications, IEEE 1588v2, SyncE, STRATUM III, wireless backhaul, metro carrier Ethernet, femtocells, picocells
- Holdover stability: ± 0.37 ppm over 24 h
- Overall stability: ± 4.60 ppm including 20 years aging
- Output signal: CMOS
- Compatible to the DFA S2 (Fordahl SA)

Parameter	Specification	
Frequency range	9.83040 ~ 32.0 MHz	
Standard frequencies	10.0, 12.80, 16.3840, 19.440, 20.0, 25.0, 26.0 & 32.0 MHz	
Frequency stability:	$\leq \pm 4.60$ ppm	overall stability including 20 years aging
vs. temperature	$\leq \pm 0.28$ ppm	-40 ~ +85 °C
vs. aging	$\leq \pm 3.0$ ppm	20 years
Holdover stability ⁽¹⁾	$\leq \pm 0.37$ ppm	over 24 hours
Frequency tolerance ex. factory	$\leq \pm 0.50$ ppm	@ +25 °C
Supply voltage	+3.3 V or +5.0 V	± 5 %
Supply current	< 6 mA	
Output signal	CMOS	
Output load	15 pF	± 5 %
Phase noise @ 12.8 MHz carrier frequency	-145 dBc/Hz	@ 10 kHz
Operating temperature range	0 ~ +70 °C	indoor use
	-40 ~ +85 °C	outdoor use
Storage temperature range	-55 ~ +125 °C	
Packaging units	tape & reel	500 or 1'000 pieces
	tape only	< 500 pieces
Customer specifications on request		

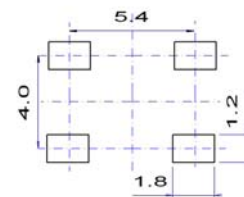
⁽¹⁾ Including: frequency stability, vs temperature, supply change of ± 5 % and aging over 24 hours



Pin function

- # 1 not connected
- # 5 GND
- # 6 Output
- # 10 Vdc

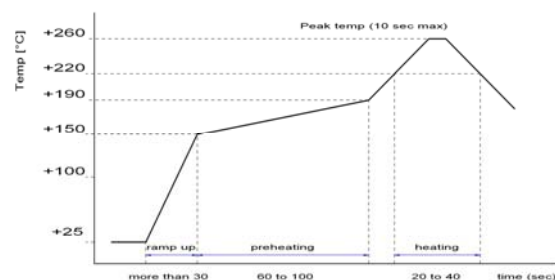
Example for solder pattern



All other pins are not connected

Do not design any conductive path between the pattern

Example for IR reflow soldering temperature



2002/95/EC RoHS compliant

14 Dec. 10

QuartzCom AG
sales@quartzcom.com
www.quartzcom.com

QuartzCom Asia
sales-asia@quartzcom.com


QuartzCom USA
sales-usa@quartzcom.com



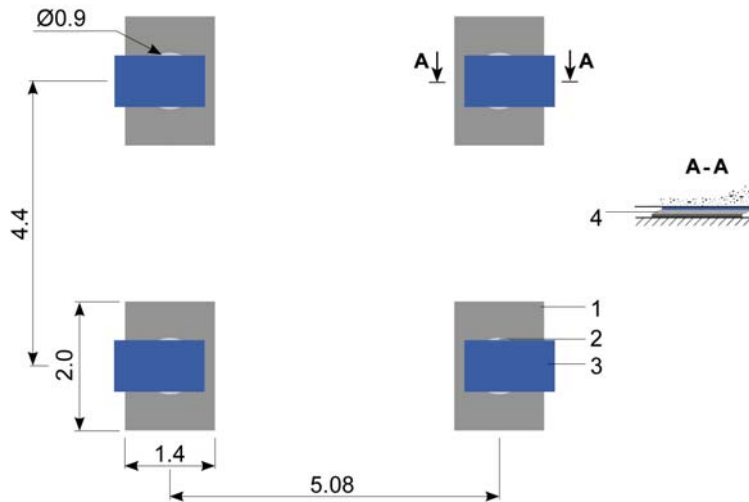
TX7-705C-C-ST3

STRATUM III SMD TCXO
CMOS

QuartzCom
the communications company



Accuracy of fit of the pinning of TX7-705-C (QuartzCom AG) on the footprint recommended for DFA S2 (Fordahl SA) in comparison with the DFA S2 pinning fit



- 1: DFA S2 footprint
- 2: DFA S2 pin
- 3: TX7-705-C pin
- 4: Solder

DFA S2 footprint with DFA S2 pin

