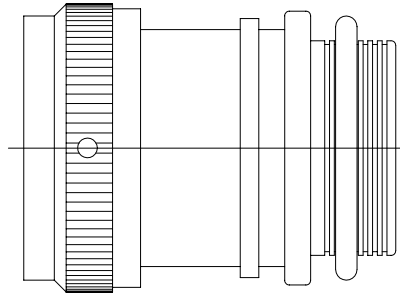


REVISIONS			
LTR	DESCRIPTION	DATE	APPROVED
E	REVISED PER DCR NO. AD95017		www.DataSheet4U.com



CODE 21
STRAIGHT ADAPTER

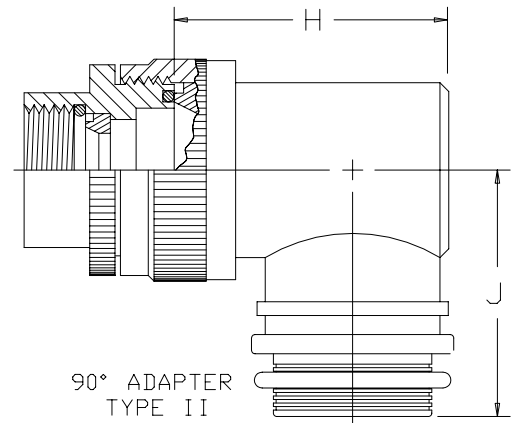
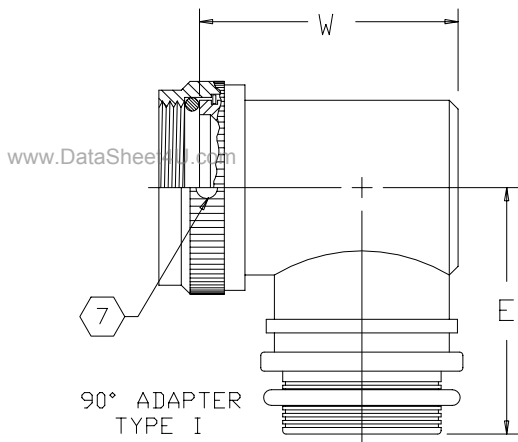
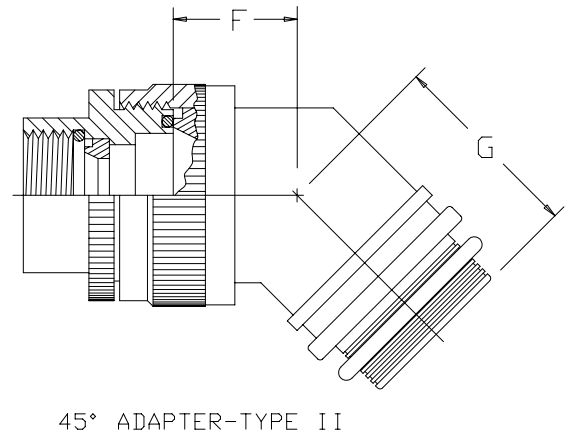
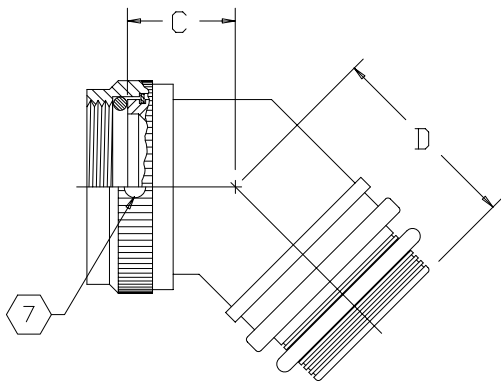
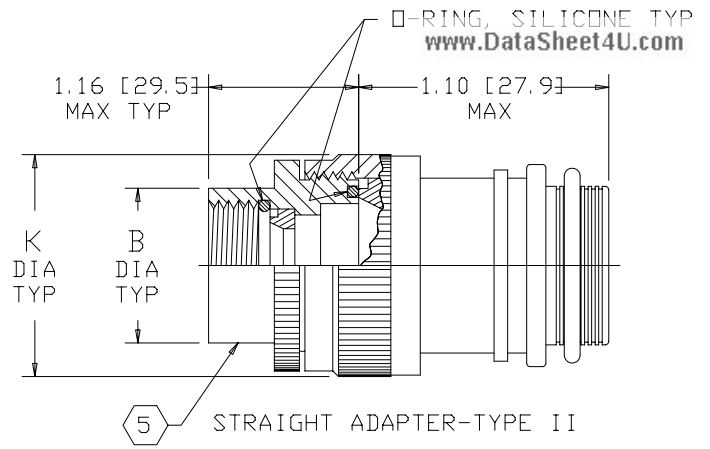
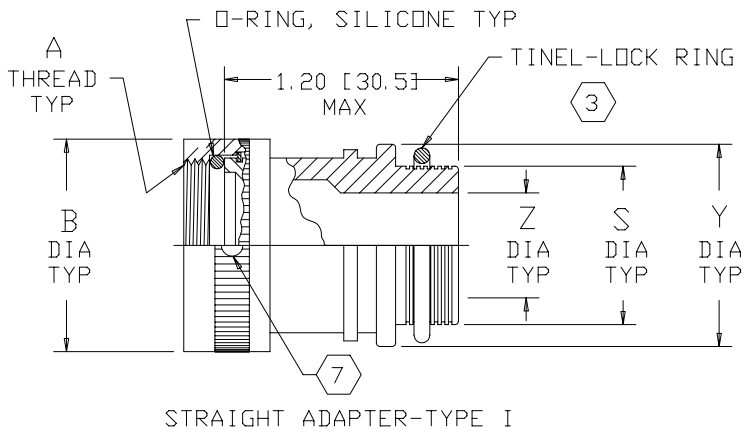
NOTES:

1. THIS PRODUCT IS DESIGNED TO TERMINATE A BRAIDED CABLE SHIELD AND A HEAT SHRINKABLE LIPPED BOOT TO A CONNECTOR.
2. SEE CH00-0250-008 FOR ORDERING INFORMATION, MODIFICATIONS AND ADDITIONAL DIMENSIONS.
3. SEE DRAWING "TR" FOR DETAIL ON TINEL-LOCK RING. RINGS ARE DESIGNED TO BE HEATED ELECTRICALLY. ALL RINGS ARE MARKED WITH THERMOCHROMIC PAINT WHICH CHANGES COLOR WHEN INSTALLATION TEMPERATURE IS REACHED.
4. ADAPTER TO BE PERMANENTLY MARKED WITH CODE IDENT. NO. AND PART NO. LESS RING DESIGNATOR (E.G.: 06090-TXR21AB00-1406). RINGS SHALL BEAR NO MARKING.
5. FOR LARGER ENTRY SIZES, A 2 PIECE ADAPTER (TYPE II) IS SUPPLIED.
6. ADAPTER MATES TO MIL-C-26482 SERIES 1, MS3110, MS3116, MS3120, MS3126, CLASS E AND F CONNECTORS.
7. ANTI-ROTATIONAL SET SCREW, 3 THREADED HOLES $120^\circ \pm 5^\circ$ APART, SINGLE MATING SET SCREW SUPPLIED: AN565DC4H2. NOT REQUIRED FOR TYPE II ADAPTERS.

If this document is printed it becomes uncontrolled.
Check for the latest revision.

SPECIFICATION CONTROL DRAWING

UNLESS OTHERWISE SPECIFIED DIMENSIONS ARE IN INCHES. METRIC DIMENSIONS ARE IN BRACKETS. DECIMALS .XXX ± — [mm] .XX ± — [mm] .X ± — [mm] ANGLES .X ± —	DRAWN E. GOLDY	DATE 05-06-93		Tyco Electronics Corporation 300 Constitution Drive Menlo Park, CA. 94025 U.S.A.		
	CHECKED	DATE				
	APPROVED W. C. GAY	DATE 06-30-93	TITLE TINEL-LOCK™ ADAPTER			
	APPROVED	DATE	CAD NAME \\ACAD12\TXR21			
THIRD ANGLE PROJECTION			SIZE A	CODE IDENT. NO. 06090	DWG. NO. TXR21	REV E
			DO NOT SCALE THIS DWG		SHEET 1 OF 3	



www.DataSheet4U.com

If this document is printed it becomes uncontrolled.
Check for the latest revision.

SIZE	CODE IDENT. NO.	DWG. NO.	REV
A	06090	TXR21	E
DO NOT SCALE THIS DWG		CAD NAME \ACAD12\TXR21-2	SHEET 2 OF 3

TABLE I							
ORDER NO.	SHELL SIZE 6	MAX ENTRY SIZE 5 TYPE I	A UNIFIED THD CLASS 2B	B DIA MAX	C MAX	D MAX	E MAX
08	8	04	.438-28 UNEF	.72 [18,3]	.85 [21,6]	.91 [23,1]	1.14 [29,0]
10	10	06	.562-24 UNEF	.85 [21,6]	.88 [22,4]	.94 [23,9]	1.20 [30,5]
12	12	08	.688-24 UNEF	.98 [24,9]	.91 [23,1]	.97 [24,6]	1.27 [32,3]
14	14	10	.812-20 UNEF	1.11 [28,2]	.92 [23,4]	.98 [24,9]	1.32 [33,5]
16	16	12	.938-20 UNEF	1.23 [31,2]	.95 [24,1]	1.01 [25,7]	1.37 [34,8]
18	18	12	1.062-18 UNEF	1.36 [34,5]	.96 [24,4]	1.02 [25,9]	1.43 [36,3]
20	20	14	1.188-18 UNEF	1.48 [37,6]	.99 [25,1]	1.05 [26,7]	1.50 [38,1]
22	22	16	1.312-18 UNEF	1.60 [40,6]	1.01 [25,7]	1.08 [27,4]	1.56 [39,6]
24	24	18	1.438-18 UNEF	1.70 [43,2]	1.03 [26,2]	1.09 [27,7]	1.61 [40,9]

TABLE II									
ENTRY SIZE	Z +.010 -.020	S DIA	Y ±.015 [±0.38]	W MAX	F MAX	G MAX	J MAX	H MAX	K MAX
04	.250 [6.35]	.376 [9.56] .370 [9.39]	.550 [13.97]	1.22 [31.0]	N/A	N/A	N/A	N/A	N/A
05	.312 [7.92]	.438 [11.13] .432 [10.97]	.612 [15.54]	1.29 [32.8]	.77 [19.6]	.93 [23.6]	1.16 [29.5]	1.19 [30.2]	.80 [20.3]
06	.375 [9.52]	.501 [12.73] .495 [12.57]	.675 [17.14]	1.35 [34.3]	.77 [19.6]	.93 [23.6]	1.16 [29.5]	1.19 [30.2]	.80 [20.3]
07	.437 [11.09]	.563 [14.31] .556 [14.12]	.737 [18.71]	1.41 [35.8]	.80 [20.3]	.95 [24.1]	1.22 [31.0]	1.38 [35.1]	.92 [23.4]
08	.500 [12.70]	.626 [15.91] .619 [15.72]	.800 [20.32]	1.47 [37.3]	.80 [20.3]	.95 [24.1]	1.22 [31.0]	1.38 [35.1]	.92 [23.4]
10	.625 [15.87]	.752 [19.11] .742 [18.84]	.925 [23.49]	1.60 [40.6]	.84 [21.3]	1.00 [25.4]	1.35 [34.3]	1.51 [38.4]	1.18 [30.0]
12	.750 [19.05]	.877 [22.28] .867 [22.02]	1.050 [26.67]	1.72 [43.7]	.86 [21.8]	1.01 [25.7]	1.40 [35.6]	1.63 [41.4]	1.35 [34.3]
14	.875 [22.23]	1.002 [25.46] .991 [25.17]	1.175 [29.84]	1.85 [47.0]	.88 [22.4]	1.04 [26.4]	1.46 [37.1]	1.78 [45.2]	1.41 [35.8]
16	1.000 [25.40]	1.127 [28.63] 1.116 [28.34]	1.300 [33.02]	1.97 [50.0]	.91 [23.1]	1.06 [26.9]	1.53 [38.9]	1.88 [47.8]	1.60 [40.6]
18	1.125 [28.57]	1.252 [31.81] 1.241 [31.52]	1.425 [36.19]	2.10 [53.3]	.93 [23.6]	1.09 [27.7]	1.59 [40.4]	2.01 [51.1]	1.66 [42.2]
20	1.250 [31.75]	1.377 [34.98] 1.366 [34.69]	1.550 [39.37]	N/A	.98 [24.9]	1.13 [28.7]	1.78 [45.2]	2.13 [54.1]	2.04 [51.8]
22	1.375 [34.93]	1.502 [38.15] 1.488 [37.79]	1.675 [42.55]	N/A	1.03 [26.2]	1.38 [35.1]	1.85 [47.0]	2.29 [58.2]	2.23 [56.6]
24	1.500 [38.10]	1.627 [41.33] 1.613 [40.97]	1.800 [45.72]	N/A	1.08 [27.4]	1.44 [36.6]	1.92 [48.8]	2.42 [61.5]	2.23 [56.6]

www.DataSheet4U.com

If this document is printed it becomes uncontrolled.
Check for the latest revision.

SIZE A	CODE IDENT. NO. 06090	DWG. NO. TXR21	REV E
DO NOT SCALE THIS DWG		CAD NAME \ACAD12\TXR21-3	SHEET 3 OF 3