

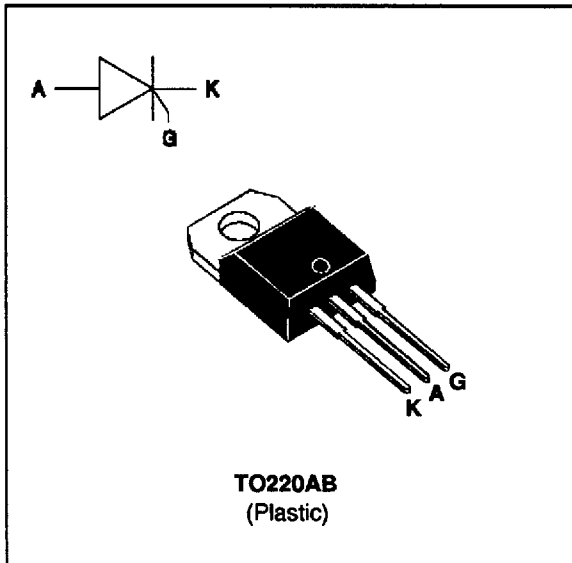


**FEATURES**

- HIGH SURGE CAPABILITY
- HIGH ON-STATE CURRENT
- HIGH STABILITY AND RELIABILITY

**DESCRIPTION**

The TYN 056 ---> TYN 1006 Family Silicon Controlled Rectifiers are high performance glass passivated chips technology. This general purpose Family Silicon Controlled Rectifiers is designed for power supply up to 400Hz on resistive or inductive load.



**ABSOLUTE RATINGS (limiting values)**

Symbol	Parameter	Value	Unit
$I_T(RMS)$	RMS on-state current (180° conduction angle)	$T_c = 110\text{ °C}$ 6	A
$I_T(AV)$	Average on-state current (180° conduction angle, single phase circuit)	$T_c = 110\text{ °C}$ 3.8	A
$I_{TSM}$	Non repetitive surge peak on-state current ( $T_j$ initial = 25°C )	$t_p = 8.3\text{ ms}$ 73	A
		$t_p = 10\text{ ms}$ 70	
$i^2t$	$i^2t$ value	$t_p = 10\text{ ms}$ 24.5	A <sup>2</sup> s
$di/dt$	Critical rate of rise of on-state current Gate supply : $I_G = 100\text{ mA}$ $di_G/dt = 1\text{ A}/\mu\text{s}$	50	A/ $\mu\text{s}$
$T_{stg}$ $T_j$	Storage and operating junction temperature range	- 40 to + 150 - 40 to + 125	°C °C
$T_l$	Maximum lead temperature for soldering during 10 s at 4.5 mm from case	260	°C

Symbol	Parameter	TYN							Unit
		056	106	206	406	606	806	1006	
$V_{DRM}$ $V_{RRM}$	Repetitive peak off-state voltage $T_j = 125\text{ °C}$	50	100	200	400	600	800	1000	V

**THERMAL RESISTANCES**

Symbol	Parameter	Value	Unit
Rth (j-a)	Junction to ambient	60	°C/W
Rth (j-c) DC	Junction to case for DC	2.5	°C/W

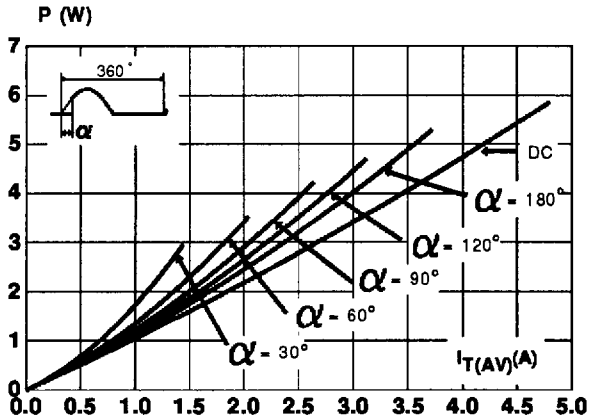
**GATE CHARACTERISTICS (maximum values)**

PG (AV) = 1W PGM = 10W (tp = 20 μs) IFGM = 4A (tp = 20 μs) VRGM = 5 V.

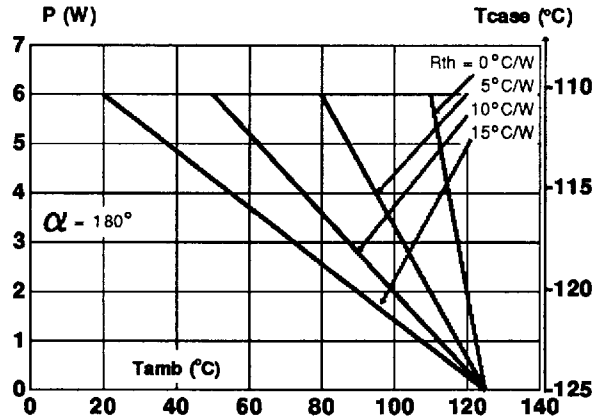
**ELECTRICAL CHARACTERISTICS**

Symbol	Test Conditions	Value	Unit
IGT	VD=12V (DC) RL=33Ω Tj=25°C MAX	15	mA
VGT	VD=12V (DC) RL=33Ω Tj=25°C MAX	1.5	V
VGD	VD=VDRM RL=3.3kΩ Tj= 110°C MIN	0.2	V
tgt	VD=VDRM IG = 40mA dIG/dt = 0.5A/μs Tj=25°C TYP	2	μs
IL	IG= 1.2 IGT Tj=25°C TYP	50	mA
IH	IT= 100mA gate open Tj=25°C MAX	30	mA
VTM	ITM= 12A tp= 380μs Tj=25°C MAX	1.6	V
IDRM IRRM	VDRM Rated VRRM Rated Tj=25°C MAX	0.01	mA
	Tj= 110°C	2	
dV/dt	Linear slope up to VD=67%VDRM gate open Tj= 110°C MIN	200	V/μs
tq	VD=67%VDRM ITM= 12A VR= 25V dITM/dt=30 A/μs dVD/dt= 50V/μs Tj= 110°C TYP	70	μs

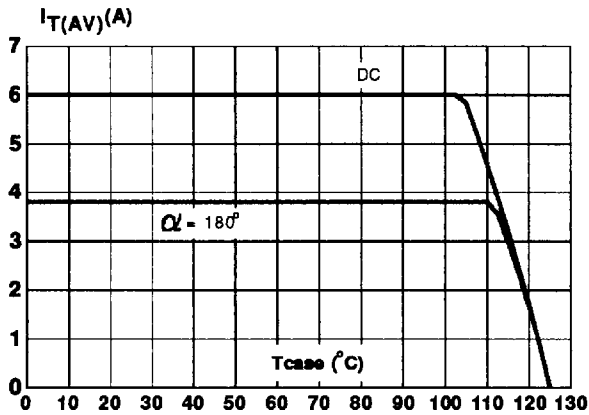
**Fig.1** : Maximum average power dissipation versus average on-state current.



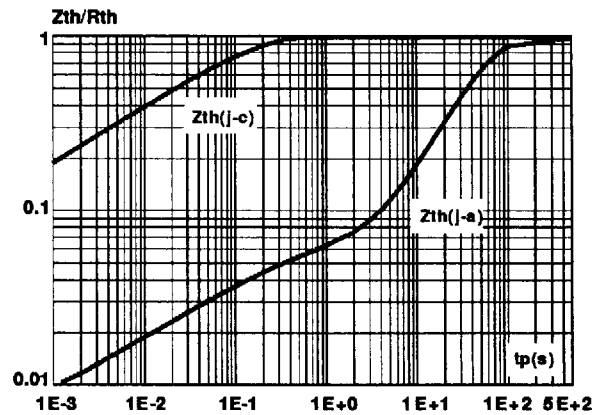
**Fig.2** : Correlation between maximum average power dissipation and maximum allowable temperatures ( $T_{amb}$  and  $T_{case}$ ) for different thermal resistances heatsink + contact.



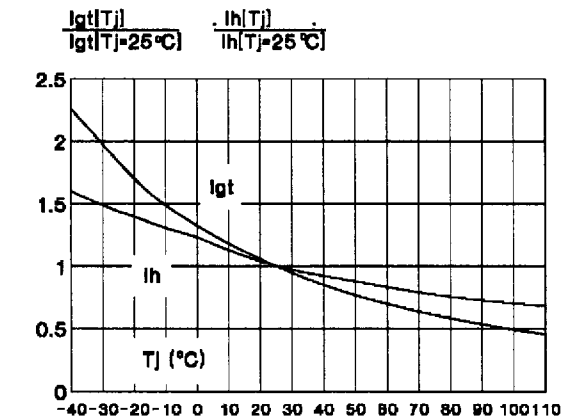
**Fig.3** : Average on-state current versus case temperature.



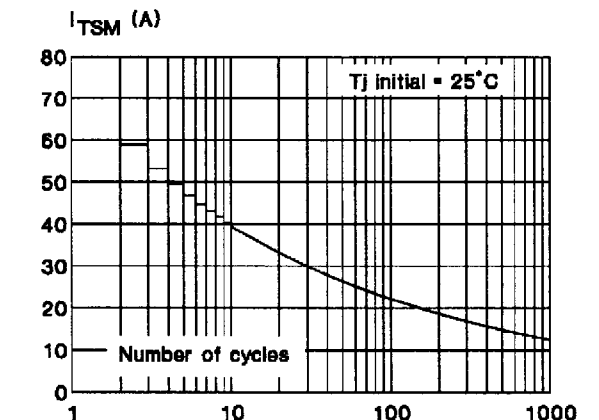
**Fig.4** : Relative variation of thermal impedance versus pulse duration.



**Fig.5** : Relative variation of gate trigger current versus junction temperature.

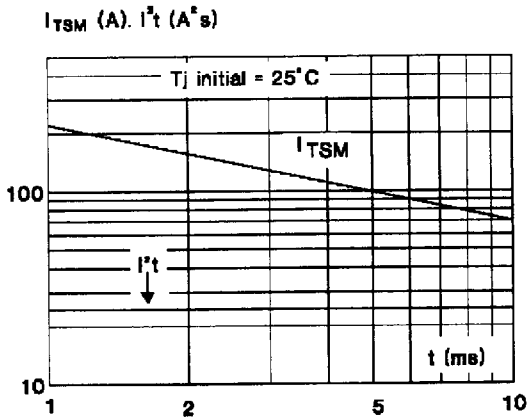


**Fig.6** : Non repetitive surge peak on-state current versus number of cycles.

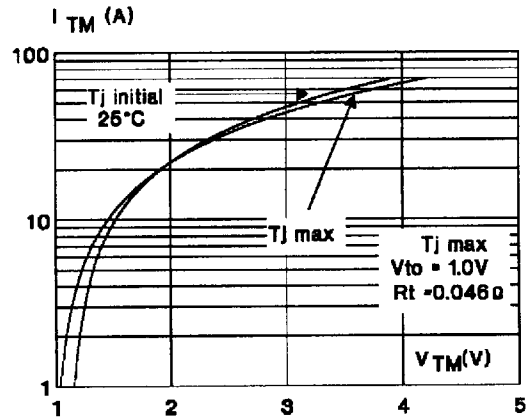


**TYN 056 ---> TYN 1006**

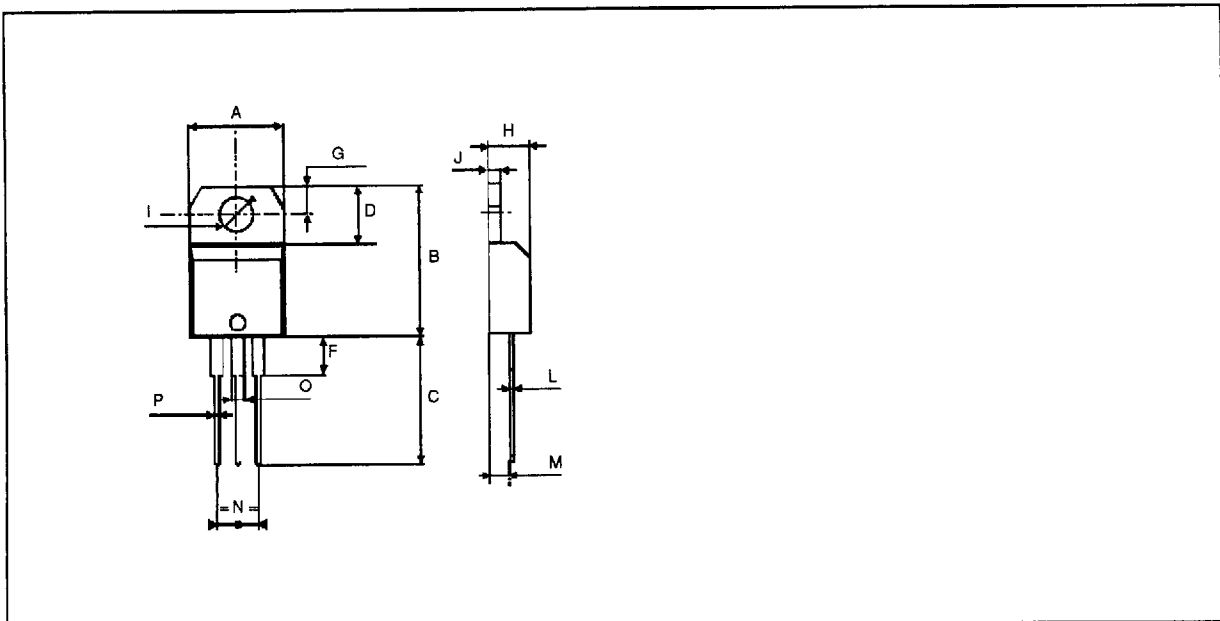
**Fig.7 :** Non repetitive surge peak on-state current for a sinusoidal pulse with width :  $t \leq 10$  ms, and corresponding value of  $I^2t$ .



**Fig.8 :** On-state characteristics (maximum values).



**PACKAGE MECHANICAL DATA**  
TO220AB Plastic



Cooling method : C  
Marking : type number  
Weight : 2.3 g

Recommended torque value : 0.8 m.N.  
Maximum torque value : 1 m.N.

Information furnished is believed to be accurate and reliable. However, SGS-THOMSON Microelectronics assumes no responsibility for the consequences of use of such information nor for any infringement of patents or other rights of third parties which may result from its use. No license is granted by implication or otherwise under any patent or patent rights of SGS-THOMSON Microelectronics. Specifications mentioned in this publication are subject to change without notice. This publication supersedes and replaces all information previously supplied.

SGS-THOMSON Microelectronics products are not authorized for use as critical components in life support devices or systems without express written approval of SGS-THOMSON Microelectronics.

© 1995 SGS-THOMSON Microelectronics - Printed in Italy - All rights reserved.

SGS-THOMSON Microelectronics GROUP OF COMPANIES

Australia - Brazil - France - Germany - Hong Kong - Italy - Japan - Korea - Malaysia - Malta - Morocco - The Netherlands - Singapore - Spain - Sweden - Switzerland - Taiwan - Thailand - United Kingdom - U.S.A.