

SWITCHING TYPE POWER SUPPLY APPLICATION  
CONVERTER & CHOPPER APPLICATION.

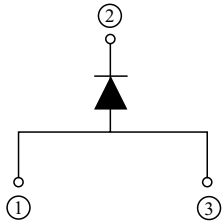
### FEATURES

- Ultra-Fast Recovery Time for High Efficiency.
- Low Forward Voltage Drop, High Current Capability, and Low Power Loss.

### APPLICATION

- Switching Power Supply.
- Home Appliances, Office Equipment.
- Telecommunication, Factory Automation.

### POLARITY



### MAXIMUM RATINGS (Ta=25 °C)

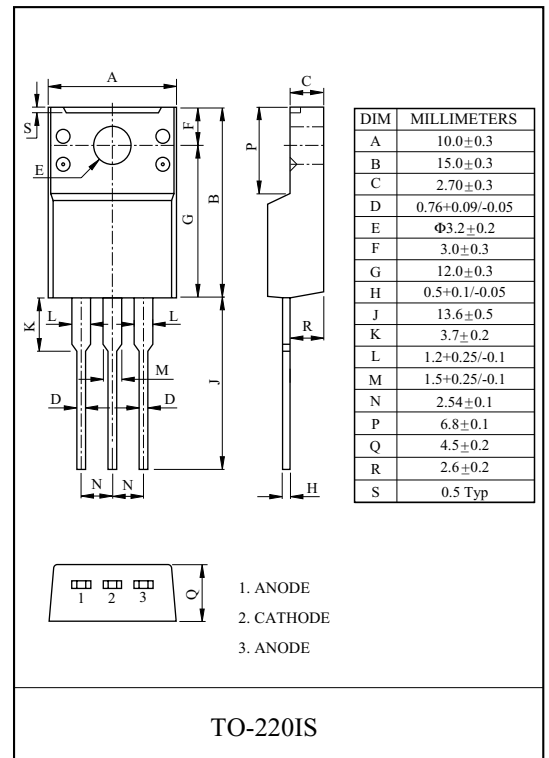
CHARACTERISTIC	SYMBOL	RATING	UNIT
Maximum Reverse Voltage	$V_{RM}$	430	V
Average Output Rectified Current (Tc=94 °C) (Note1)	$I_O$	20	A
Peak One Cycle Surge Forward Current (Non-Repetitive)	$I_{FSM}$	100 (60Hz)	A
Junction Temperature	$T_j$	150	
Storage Temperature Range	$T_{stg}$	-55~150	

(Note1) : Average forward current of centertap full wave connection.

### ELECTRICAL CHARACTERISTICS (Ta=25 °C)

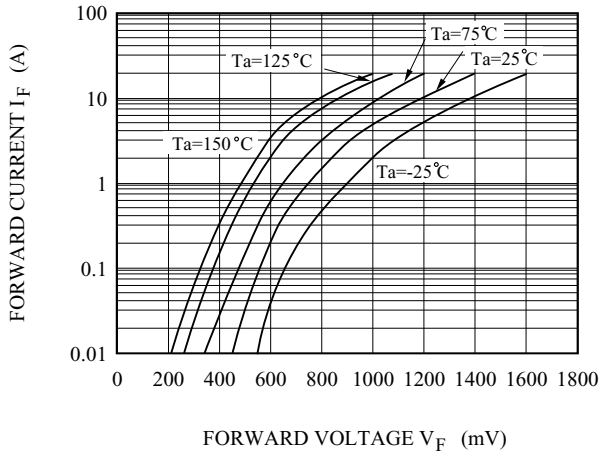
CHARACTERISTIC	SYMBOL	TEST CONDITION	MIN.	TYP.	MAX.	UNIT
Peak Forward Voltage (Note2)	$V_{FM}$	$I_{FM}=20A$	-	-	1.6	V
Reverse Current (Note2)	$I_{RM}$	$V_{RM}=400V$	-	-	10	$\mu A$
		$V_{RM}=\text{Rated}$	-	-	30	
Reverse Recovery Time (Note2)	$t_{rr}$	$I_F=0.5A, I_R=1A, I_{TR}=0.25A$	-	-	30	ns
Thermal Resistance (Note2)	$R_{th(j-c)}$	Junction to Case	-	-	1.75	/W

(Note2) : A Value of one cell.

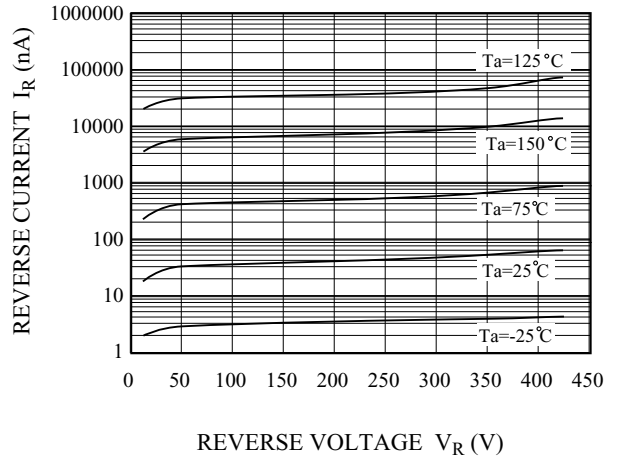


# U20A4CI

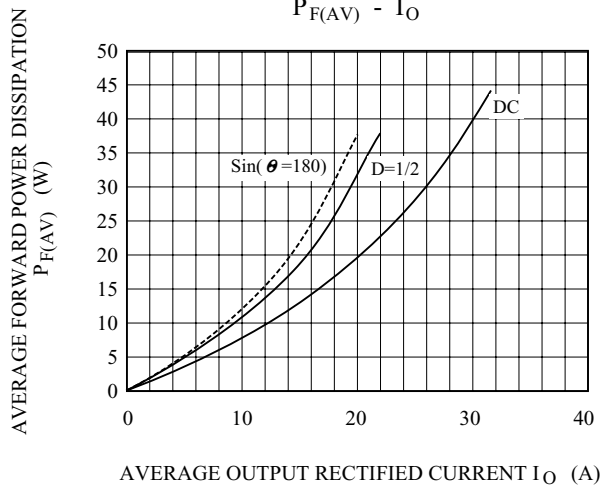
$I_F - V_F$



$I_R - V_R$



$P_{F(AV)} - I_O$



SURGE FORWARD CURRENT (NON - REPETITIVE)

