

TOSHIBA HighEfficiencyDiodeStack (HED) Silicon Epitaxial Type

5DL2C48A, 5FL2C48A, U5DL2C48A, U5FL2C48A

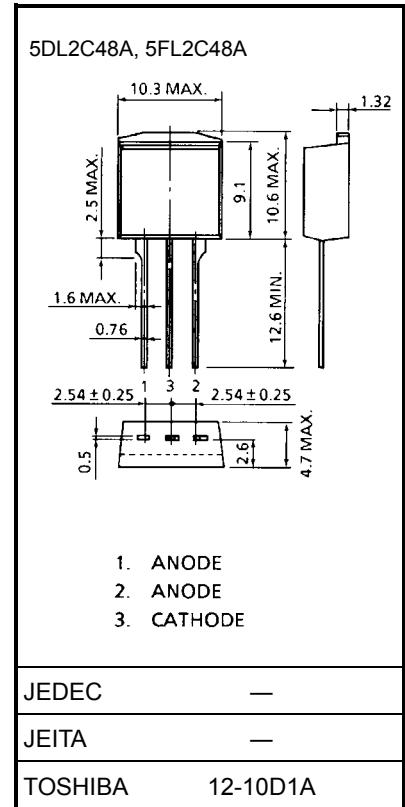
Switching Mode Power Supply Application
 Converter & Chopper Application

- Repetitive peak reverse voltage: $V_{DRM} = 200, 300 \text{ V}$
- Average output rectified current: $I_O = 5 \text{ A}$
- Ultra fast reverse-recovery time: $t_{rr} = 35 \text{ ns (Max)}$
- Low switching losses and output noise

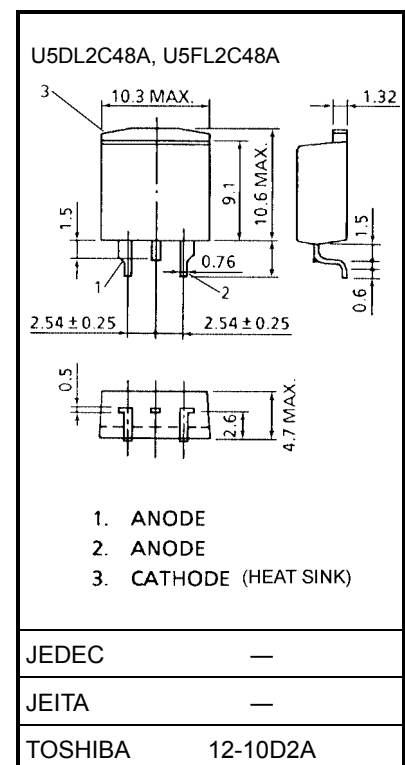
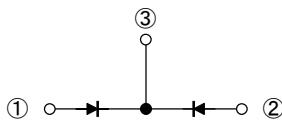
Maximum Ratings ($T_a = 25^\circ\text{C}$)

Characteristics	Symbol	Rating	Unit
Repetitive peak Repetitive voltage	5DL2C48A	200	V
	U5DL2C48A		
	5FL2C48A	300	
	U5FL2C48A		
Average output rectified current	I_O	5	A
Peak one cycle surge forward current	I_{FSM}	25 (50 Hz)	A
		27.5 (60 Hz)	
Junction temperature	T_j	-40~150	$^\circ\text{C}$
Storage temperature range	T_{stg}	-40~150	$^\circ\text{C}$

Unit: mm



Polarity

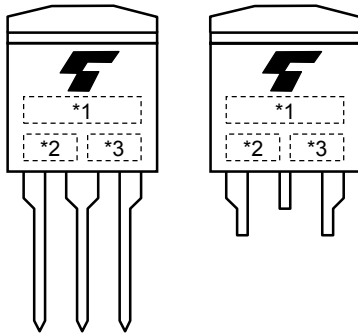


Electrical Characteristics (Ta = 25°C)

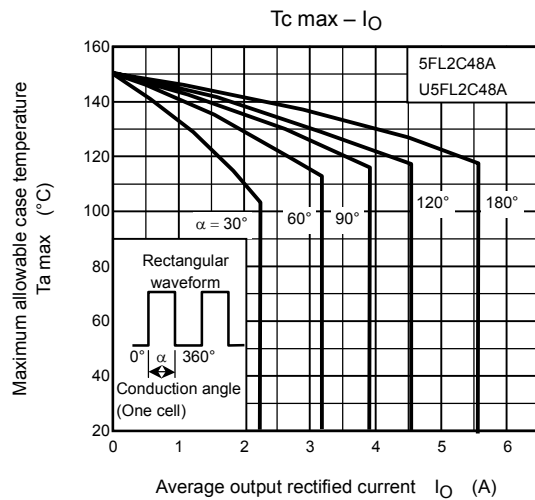
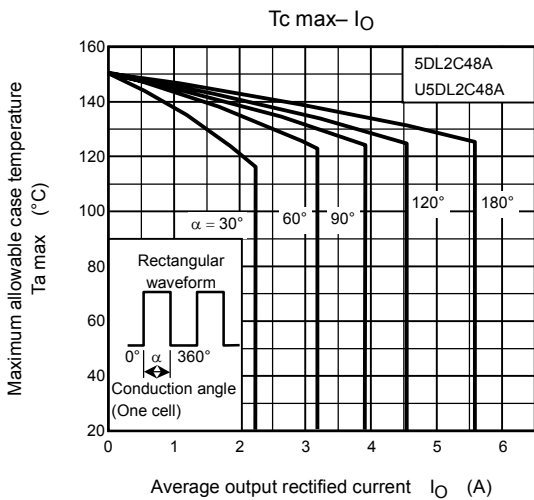
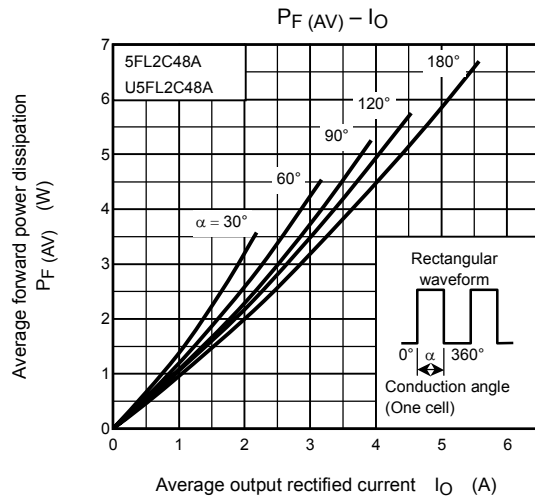
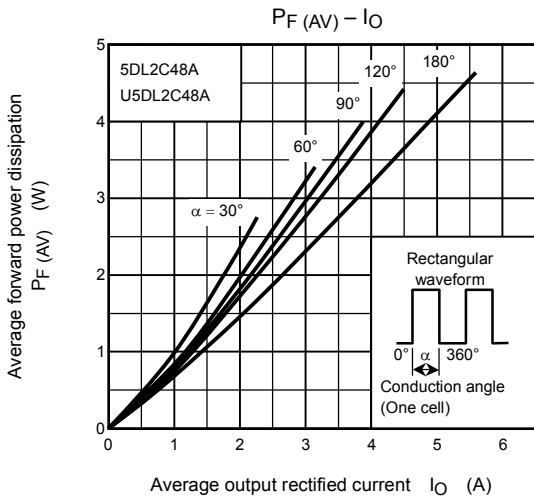
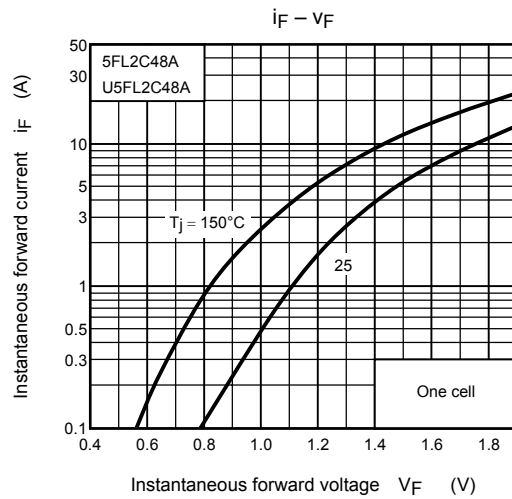
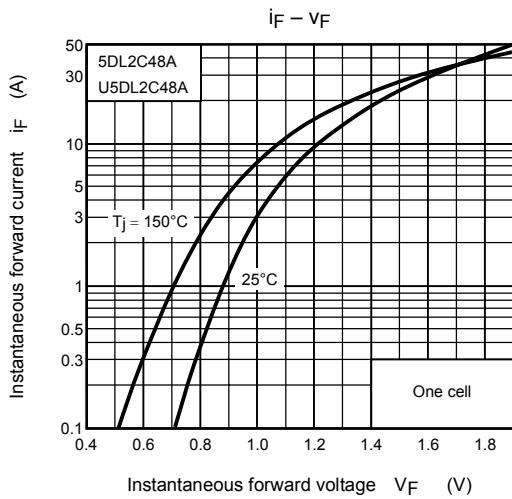
Characteristics	Symbol	Test Condition	Typ.	Max	Unit	
Peak forward voltage	V _{FM}	I _{FM} = 2.5 A	—	0.98	V	
				1.3		
			—	10		μA
			—	35		ns
Reverse recovery time	t _{rr}	I _F = 2 A, di/dt = -20 A/μs	—	100	ns	
Forward recovery time	t _{fr}	I _F = 1 A	—	3.5	°C/W	
Thermal resistance	R _{th(j-c)}	DC total, junction to case	—			

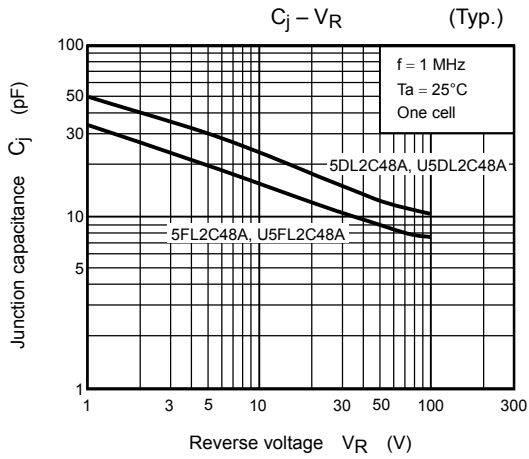
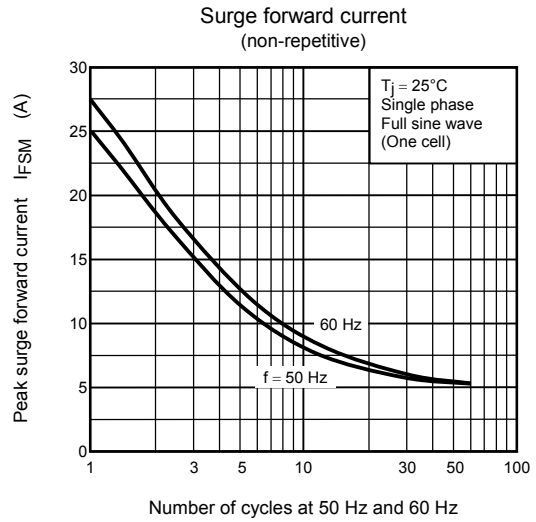
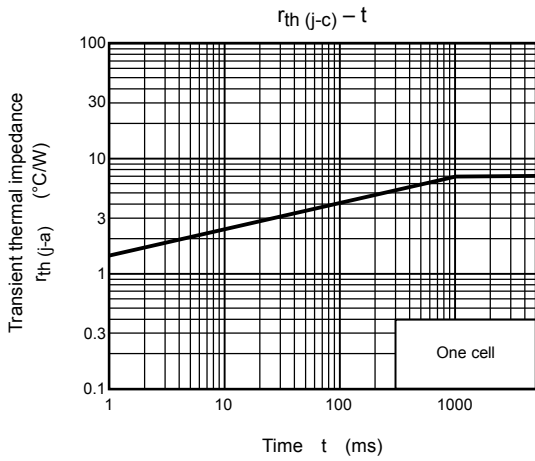
V_{FM}, I_{RRM}, t_{rr}, t_{fr}: A Value of one cell.

Marking



*1	Mark	5DL2C	Type	5DL2C48A, U5DL2C48A
		5FL2C		5FL2C48A, U5FL2C48A
*2	A			
*3	Lot number Month of manufacture (January to December are denoted by letter A to L respectively.) Year of manufacture (Last decimal digit of the year of manufacture)			





RESTRICTIONS ON PRODUCT USE

000707EAA

- TOSHIBA is continually working to improve the quality and reliability of its products. Nevertheless, semiconductor devices in general can malfunction or fail due to their inherent electrical sensitivity and vulnerability to physical stress. It is the responsibility of the buyer, when utilizing TOSHIBA products, to comply with the standards of safety in making a safe design for the entire system, and to avoid situations in which a malfunction or failure of such TOSHIBA products could cause loss of human life, bodily injury or damage to property.
In developing your designs, please ensure that TOSHIBA products are used within specified operating ranges as set forth in the most recent TOSHIBA products specifications. Also, please keep in mind the precautions and conditions set forth in the "Handling Guide for Semiconductor Devices," or "TOSHIBA Semiconductor Reliability Handbook" etc..
- The TOSHIBA products listed in this document are intended for usage in general electronics applications (computer, personal equipment, office equipment, measuring equipment, industrial robotics, domestic appliances, etc.). These TOSHIBA products are neither intended nor warranted for usage in equipment that requires extraordinarily high quality and/or reliability or a malfunction or failure of which may cause loss of human life or bodily injury ("Unintended Usage"). Unintended Usage include atomic energy control instruments, airplane or spaceship instruments, transportation instruments, traffic signal instruments, combustion control instruments, medical instruments, all types of safety devices, etc.. Unintended Usage of TOSHIBA products listed in this document shall be made at the customer's own risk.
- The information contained herein is presented only as a guide for the applications of our products. No responsibility is assumed by TOSHIBA CORPORATION for any infringements of intellectual property or other rights of the third parties which may result from its use. No license is granted by implication or otherwise under any intellectual property or other rights of TOSHIBA CORPORATION or others.
- The information contained herein is subject to change without notice.