



U74AHC1G06

CMOS IC

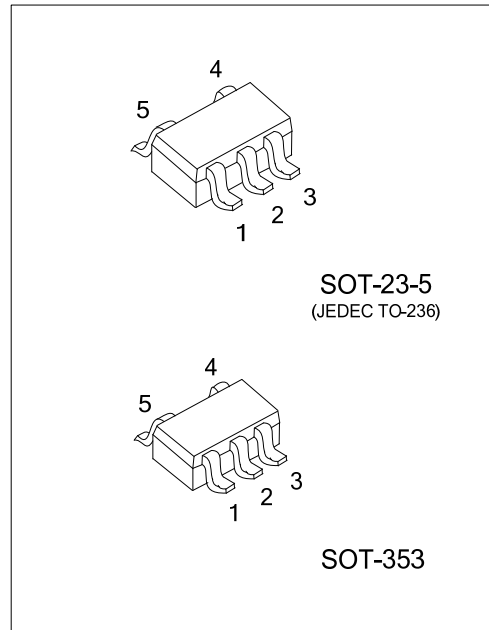
INVERTER WITH OPEN-DRAIN OUTPUT

DESCRIPTION

The UTC **U74AHC1G06** is an inverter with open-drain output and it provides the Function $Y = \bar{A}$.

FEATURES.

- * Operation Voltage Range: 2V~5.5V
- * High noise immunity
- * Low Power Dissipation

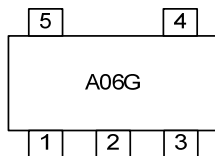


ORDERING INFORMATION

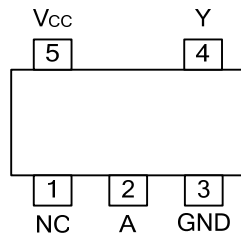
Ordering Number	Package	Packing
U74AHC1G06G-AE5-R	SOT-23-5	Tape Reel
U74AHC1G06G-AL5-R	SOT-353	Tape Reel

<p>U74AHC1G06G-AE5-R</p> <p>(1) Packing Type (2) Package Type (3) Green Package</p>	<p>(1) R: Tape Reel (2) AE5: SOT-23-5, AL5: SOT-353 (3) G: Halogen Free and Lead Free</p>
---	---

MARKING



■ PIN CONFIGURATION

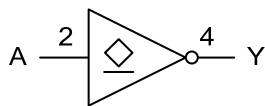


■ FUNCTION TABLE

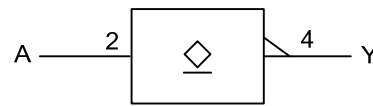
INPUT A	OUTPUT Y
H	L
L	Z

Note: H: High Voltage Level
 L: Low Voltage Level
 Z: High-Impedance OFF-State

■ LOGIC DIAGRAM



Logic symbol



IEC logic symbol

■ ABSOLUTE MAXIMUM RATING (unless otherwise specified)

PARAMETER	SYMBOL	RATINGS	UNIT
Supply Voltage	V_{CC}	-0.5~+7.0	V
Input Voltage	V_{IN}	-0.5~+7.0	V
Input Clamp Current ($V_{IN}<-0.5V$)	I_{IK}	-20	mA
Output Clamp Current ($V_{OUT}<-0.5V$) (Note 2)	I_{OK}	±20	mA
Output Current ($V_{OUT}>-0.5V$)	I_{OUT}	±25	mA
V_{CC} or GND Current	I_{CC}	±75	mA
Power Dissipation	P_D	250	mW
Derate above $T_A>87.5^{\circ}C$		4.0	mW/K
Operating Temperature	T_{OPR}	-40~+125	$^{\circ}C$
Storage Temperature	T_{STG}	-65 ~ +150	$^{\circ}C$

Notes: 1. Absolute maximum ratings are those values beyond which the device could be permanently damaged.

Absolute maximum ratings are stress ratings only and functional device operation is not implied.

2. The input and output voltage ratings may be exceeded if the input and output current ratings are observed.

■ RECOMMENDED OPERATING COMDITIONS

PARAMETER	SYMBOL	CONDITIONS	MIN	TYP	MAX	UNIT
Supply Voltage	V_{CC}		2.0		5.5	V
Input Voltage	V_{IN}		0		5.5	V
Output Voltage	V_{OUT}		0		V_{CC}	V
Input Transition Rise or Fall Rate	$\Delta t/\Delta v$	$V_{CC}=3.3+0.3V$			100	ns/V
		$V_{CC}=5.0+0.5V$			20	ns/V

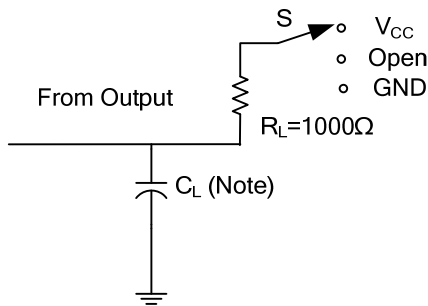
■ STATIC CHARACTERISTICS ($T_A=25^{\circ}C$)

PARAMETER	SYMBOL	TEST CONDITIONS	MIN	TYP	MAX	UNIT
High-Level Input Voltage	V_{IH}	$V_{CC}=2.0V$	1.5			V
		$V_{CC}=3.0V$	2.1			V
		$V_{CC}=5.5V$	3.85			V
Low-Level Input Voltage	V_{IL}	$V_{CC}=2.0V$			0.5	V
		$V_{CC}=3.0V$			0.9	V
		$V_{CC}=5.5V$			1.65	V
Low-Level Output Voltage	V_{OL}	$V_{CC}=2.0V$			0.1	V
		$V_{CC}=3.0V$			0.1	V
		$V_{CC}=4.5V$			0.1	V
		$V_{CC}=3.0V, I_{OL}=4mA$			0.36	V
		$V_{CC}=4.5V, I_{OL}=8mA$			0.36	V
Input Leakage Current	$I_{I(LEAK)}$	$V_{CC}=0\sim 5.5V, V_{IN}=V_{CC}$ or GND			±0.1	μA
3-state output OFF-state current	I_{OZ}	$V_{CC}=5.5V, V_{IN}=V_{IH}$ or $V_{IL}, V_{OUT}=V_{CC}$ or GND			±0.25	μA
Quiescent Supply Current	I_{CC}	$V_{CC}=5.5V, V_{IN}=V_{CC}$ or GND, $I_{OUT}=0A$			1.0	μA
Input Capacitance	C_{IN}	$V_{IN}=V_{CC}$ or GND		1.5	10	pF

■ DYNAMIC CHARACTERISTICS (Input: $t_{R}, t_{F}\leq 3ns; PRR\leq 1MHz, T_A=25^{\circ}C$)

PARAMETER	SYMBOL	TEST CONDITIONS	MIN	TYP	MAX	UNIT	
Propagation delay from input (A)to output(Y)	t_{PZL}	$V_{CC}=3.3\pm 0.3V$	$C_L=15pF$		3.7	7.0	ns
			$C_L=50pF$		5.2	10.0	ns
			$C_L=15pF$		4.8	6.4	ns
			$C_L=50pF$		6.9	10.0	ns
	t_{PLZ}	$V_{CC}=5\pm 0.5V$	$C_L=15pF$		2.7	4.9	ns
			$C_L=50pF$		3.8	7.0	ns
			$C_L=15pF$		3.0	4.1	ns
			$C_L=50pF$		4.3	6.5	ns

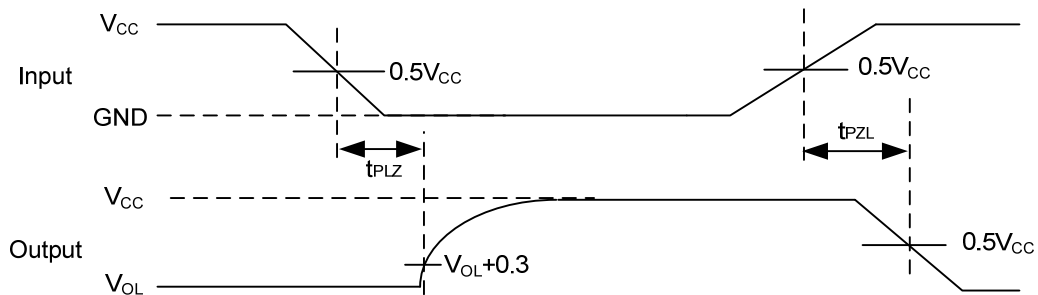
■ TEST CIRCUIT AND WAVEFORMS



TEST	S
t_{PLH}/t_{PHL}	Open
t_{PHZ}/t_{PZH}	GND
t_{PLZ}/t_{PZL}	V_{CC}

TEST CIRCUIT

Note: C_L includes probe and jig capacitance.



PROPAGATION DELAY TIMES

UTC assumes no responsibility for equipment failures that result from using products at values that exceed, even momentarily, rated values (such as maximum ratings, operating condition ranges, or other parameters) listed in products specifications of any and all UTC products described or contained herein. UTC products are not designed for use in life support appliances, devices or systems where malfunction of these products can be reasonably expected to result in personal injury. Reproduction in whole or in part is prohibited without the prior written consent of the copyright owner. The information presented in this document does not form part of any quotation or contract, is believed to be accurate and reliable and may be changed without notice.