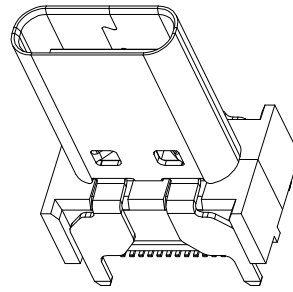
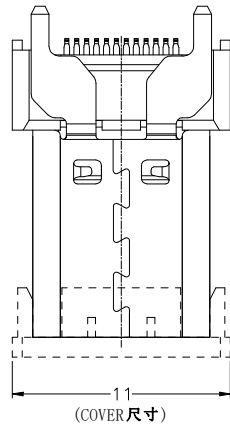
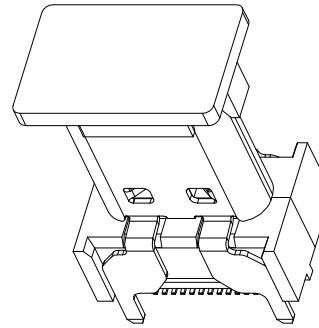


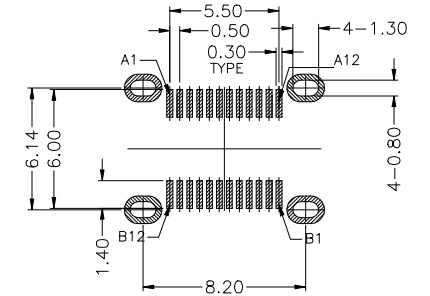
REV.	ECN. NO.	NAME	DATE



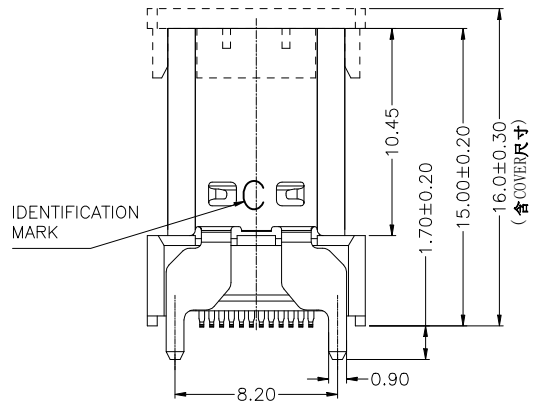
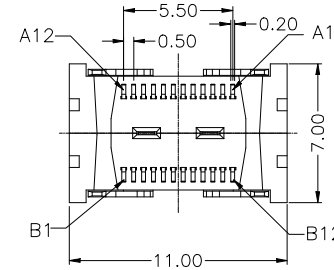
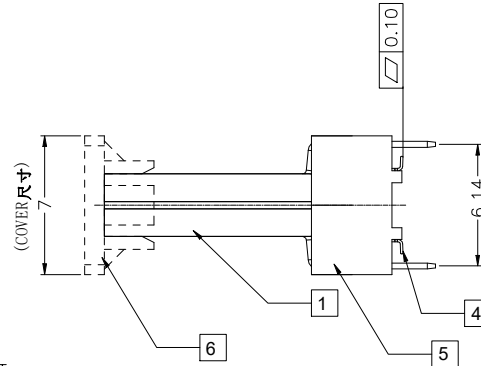
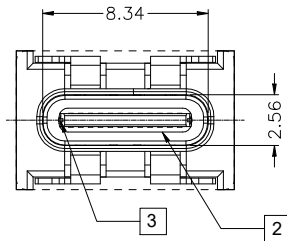
WITHOUT COVER



WITH COVER



RECOMMEND P.C.B LAYOUT (COMPONENT SIDE)
 TOLERANCE FOR PCB LAYOUT IS ± 0.05
 KEEP OUT AREA



- Contact Resistance: 40mOHM Max.;
- Dielectric Withstanding Voltage: 100V AC For 1 Minute;
- Insulation Resistance: 100M OHM Min.;
- Mating And unmating Force:
 Mating Force: 5~20N
 Unmating Force: 8~20N;
 6~20N AFTER TEST;
- Durability: 10000 Cycles;

Item	Title	Material	Dispose	Q'TY
1	Shell	Stainless Steel	Ni:30u" Min.	1PCS
2	GND Plate	Stainless Steel		2PCS
3	Mid Plate	Stainless Steel		1PCS
4	Contact	Copper Alloy	Mating Area: See P/N Solder Tails: Matt Tin	2PCS
5	Insert Molding	LCP	UL 94V-0 Black	1PCS
6	COVER	LCP	UL 94V-0 Black	1PCS

PART NO: UC41D3XLB03

RoHS Compliant

- 1-gold plated 1u"
- 2-gold plated 3u"
- 3-gold plated 6u"
- 4-gold plated 15u"
- 5-gold plated 20u"
- 6-gold plated 30u"
- 7-gold plated 50u"

TOLERANCE UNSPECIFIED		VITALCON a vital connector company		FOR YOUR VITAL CONNECTION	
.0	± 0.38			TITLE: USB 3.1 TYPE C FEMALE VERTICAL H15.0mm SMT TYPE	
.00	± 0.25	DRAWN BY: BECKER		PART NO: UC41D3XLB03	
.000	± 0.10	CHECKED BY: VTA		REV: A	
ANGLE	± 3.00°	APPROVED BY: QPF		SIZE: A4	
MANUFACTURING COPY		PROJECTION		UNIT: mm	
				SHEET: 10F1	
				FCN: B1	
				http://www.vitalconn.com	