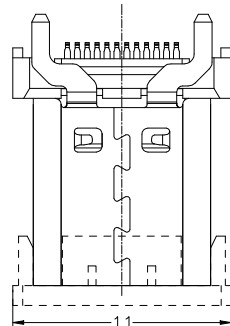
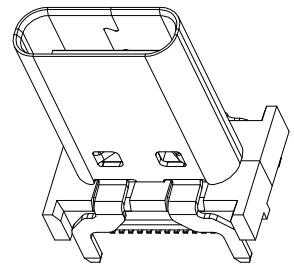


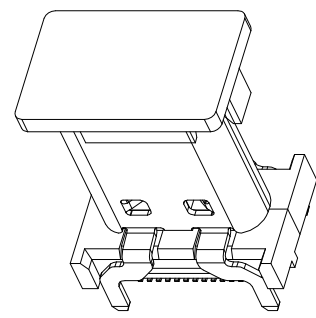
REV.	ECN. NO.	NAME	DATE



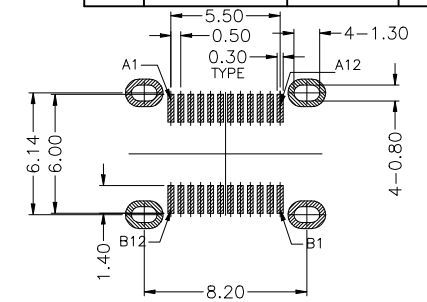
(COVER 尺寸)



WITHOUT COVER

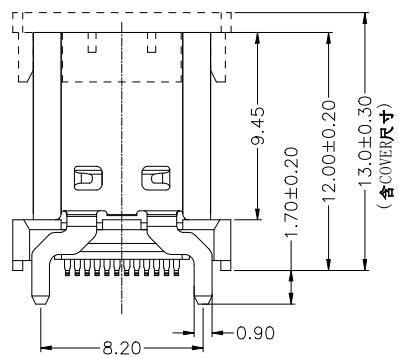
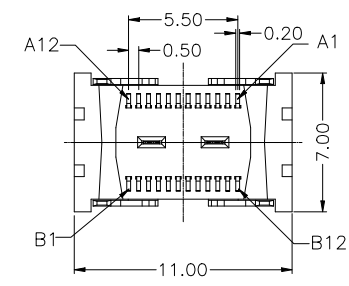
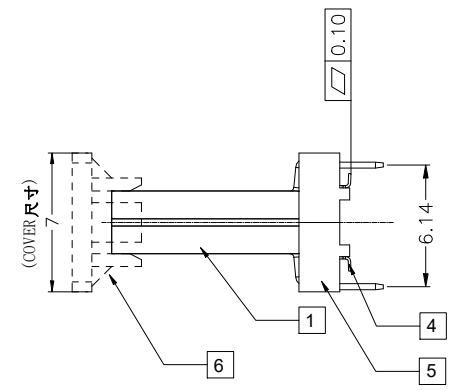
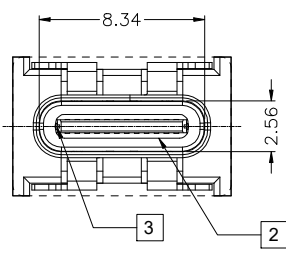


WITH COVER



RECOMMEND P.C.B LAYOUT (COMPONENT SIDE)

TOLERANCE FOR PCB LAYOUT IS ± 0.05
KEEP OUT AREA



- 1.Contact Resistance:40mOHM Max.;
- 2.Dielectric Withstanding Voltage:100V AC For 1 Minute;
- 3.Insulation Resistance:100M OHM Min.;
- 4.Mating And Unmating Force:
Mating Force: 5~20N
Unmating Force: 8~20N;
6~20N AFTER TEST;
- 5.Durability:10000 Cycles;

Item	Title	Material	Dispose	Q'TY
1	Shell	Stainless Steel	Ni:30u" Min.	1PCS
2	GND Plate	Stainless Steel		2PCS
3	Mid Plate	Stainless Steel		1PCS
4	Contact	Copper Alloy	Mating Area: See P/N Solder Tails: Matt Tin	2PCS
5	InsertMolding	LCP	UL 94V-0 Black	1PCS
6	COVER	LCP	UL 94V-0 Black	1PCS

PART NO: UC41D3XLB04

- 1-gold plated 1u"
- 2-gold plated 3u"
- 3-gold plated 6u"
- 4-gold plated 15u"
- 5-gold plated 20u"
- 6-gold plated 30u"
- 7-gold plated 50u"

RoHS Compliant

TOLERANCE UNSPECIFIED		 a vital connector company		FOR YOUR VITAL CONNECTION	
.0	± 0.38			TITLE: USB 3.1 TYPE C FEMALE VERTICAL H12.0mm SMT TYPE	
.00	± 0.25	DRAWN BY:	BECKER	PART NO:	UC41D3XLB04
.000	± 0.10	CHECKED BY:	VTA	SIZE: A4	UNIT: mm
ANGLE	± 3.00°	APPROVED BY:	QPF	PROJECTION	SHEET: 10F1
MANUFACTURING COPY					FCN: B1
					http://www.vitalconn.com