

10A Avg.

30 Volts

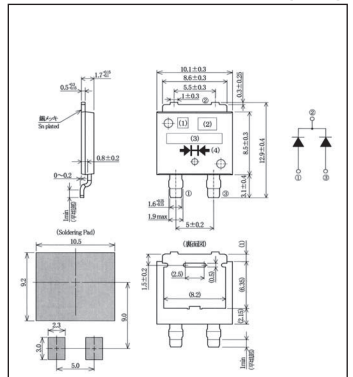
SBD

UCQ10A03

最大定格 Maximum Ratings (Ta=25°C : unless otherwise specified)

| Item | Symbol | Condition | Unit |
|--|------------|--|------|
| くり返しピーク逆電圧 Repetitive Peak Reverse Voltage | V_{RRM} | 30 | V |
| 平均整流電流 Average Rectified Forward Current | I_O | 50Hz 正弦全波, 抵抗負荷 50Hz Full Sine Wave, Resistance Load | 10 |
| 実効順電流 R.M.S. Forward Current | $I_F(RMS)$ | 11.1 | A |
| サージ順電流 Surge Forward Current | I_{FSM} | 120 50Hz正弦全波 1サイクル 非くり返し 50Hz Full Sine Wave 1cycle, Non-repetitive | A |
| 動作接合温度範囲 Operating Junction Temperature Range | T_{jw} | -40~+150 | °C |
| 保存温度範囲 Storage Temperature Range | T_{stg} | -40~+150 | °C |

OUTLINE DRAWING(mm)



APPROX. NET WEIGHT:0.59g

電氣的・熱的特性 Electrical/Thermal Characteristics

| Item | Symbol | Condition | Min. | Typ. | Max. | Unit |
|--------------------------------|---------------|---|------|------|------|------|
| ピーク逆電流 Peak Reverse Current | I_{RM} | $T_j=25^\circ\text{C}$, $V_{RM}=V_{RRM}$, 一素子あたり Per Diode | — | — | 1 | mA |
| ピーク順電圧 Peak Forward Voltage | V_{FM} | $T_j=25^\circ\text{C}$, $I_{FM}=5\text{A}$, 一素子あたり Per Diode | — | — | 0.46 | V |
| 熱抵抗 Thermal Resistance | $R_{th(j-c)}$ | 接合部・ケース間 Junction to Case | — | — | 2.5 | °C/W |

定格・特性曲線

FIG.1 順電圧特性
FORWARD CURRENT VS. VOLTAGE

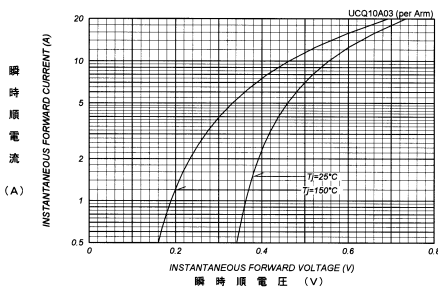


FIG.2 平均順電力損失特性
AVERAGE FORWARD POWER DISSIPATION

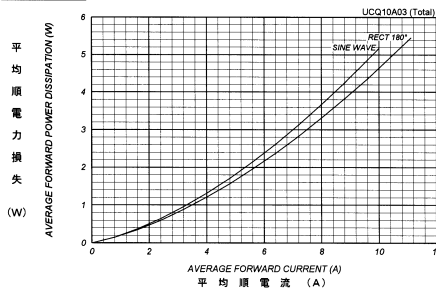


FIG.3 ピーク逆電流 - ピーク逆電圧特性
PEAK REVERSE CURRENT VS. PEAK REVERSE VOLTAGE

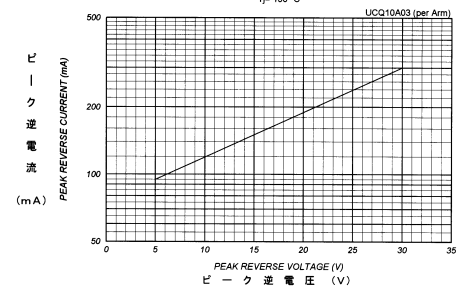


FIG.4 平均逆電力損失
AVERAGE REVERSE POWER DISSIPATION

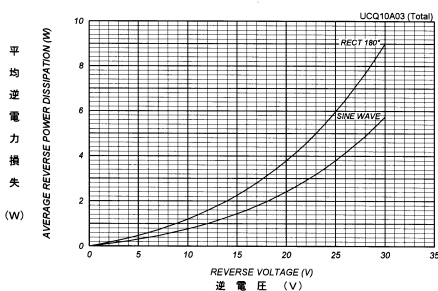


FIG.5 平均順電流 - ケース温度定格
AVERAGE FORWARD CURRENT VS. CASE TEMPERATURE

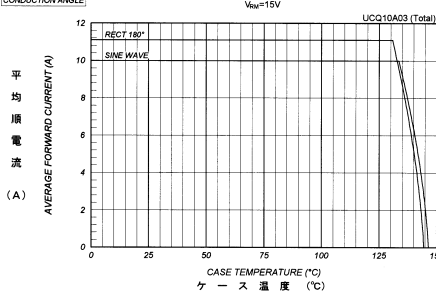


FIG.6 サージ順電流定格
SURGE CURRENT RATINGS

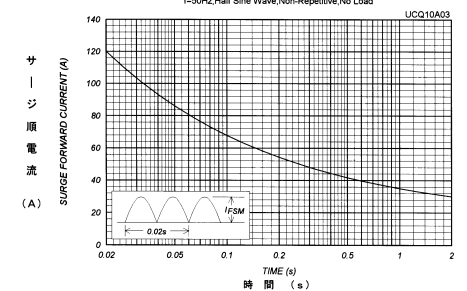


FIG.7 接合容量特性
JUNCTION CAPACITANCE VS. REVERSE VOLTAGE

