

30A Avg.

45 Volts

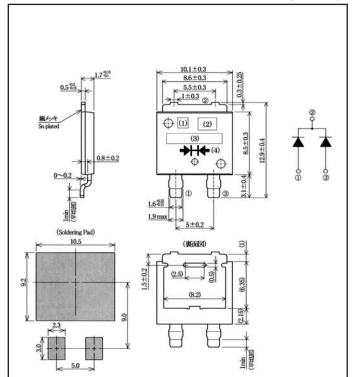
SBD

UCQS30A045

■最大定格 Maximum Ratings (Ta=25°C : unless otherwise specified)

Item	Symbol	Condition	Unit
くり返しピーク逆電圧 Repetitive Peak Reverse Voltage	V_{RRM}	45	V
平均整流電流 Average Rectified Forward Current	I_O	50Hz 正弦全波, 抵抗負荷 50Hz Full Sine Wave, Resistance Load	30
実効順電流 R.M.S. Forward Current	$I_F(RMS)$	33.3	A
サージ順電流 Surge Forward Current	I_{FSM}	250 50Hz正弦全波 1 サイクル 非くり返し 50Hz Full Sine Wave 1 cycle, Non-repetitive	A
動作接合温度範囲 Operating Junction Temperature Range	T_{jw}	-40~+150	°C
保存温度範囲 Storage Temperature Range	T_{stg}	-40~+150	°C

■OUTLINE DRAWING(mm)



■APPROX. NET WEIGHT:0.59g

■電氣的・熱的特性 Electrical/Thermal Characteristics

Item	Symbol	Condition	Min.	Typ.	Max.	Unit
ピーク逆電流 Peak Reverse Current	I_{RM}	$T_j=25^\circ\text{C}$, $V_{RM}=V_{RRM}$, 一素子あたり Per Diode	—	—	1	mA
ピーク順電圧 Peak Forward Voltage	V_{FM}	$T_j=25^\circ\text{C}$, $I_{FM}=15\text{A}$, 一素子あたり Per Diode	—	—	0.55	V
熱抵抗 Thermal Resistance	$R_{th(j-c)}$	接合部・ケース間 Junction to Case	—	—	1.5	°C/W

■定格・特性曲線

FIG.1 順電圧特性
FORWARD CURRENT VS. VOLTAGE

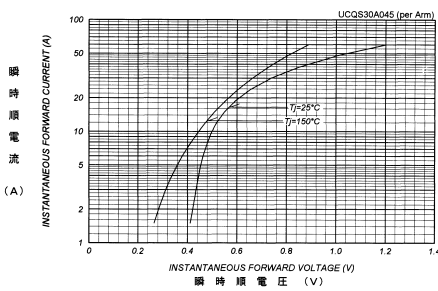


FIG.2 平均順電力損失特性
AVERAGE FORWARD POWER DISSIPATION

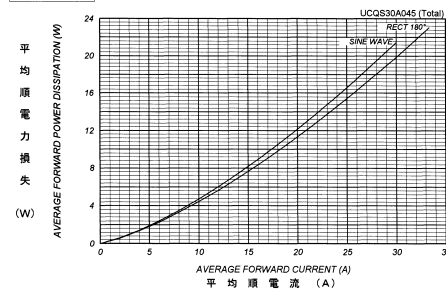


FIG.3 ピーク逆電流 - ピーク逆電圧特性
PEAK REVERSE CURRENT VS. PEAK REVERSE VOLTAGE

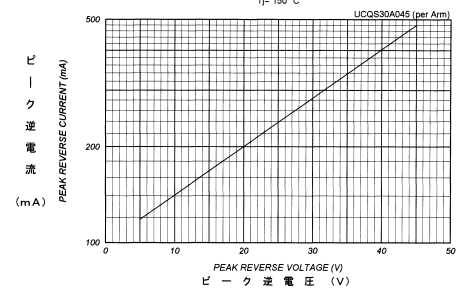


FIG.4 平均逆電力損失
AVERAGE REVERSE POWER DISSIPATION

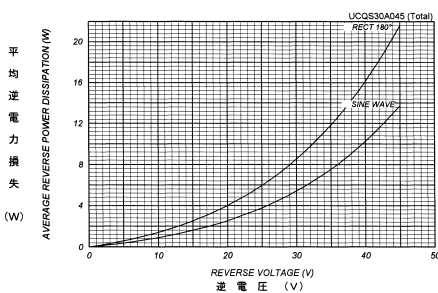


FIG.5 平均順電流 - ケース温度定格
AVERAGE FORWARD CURRENT VS. CASE TEMPERATURE

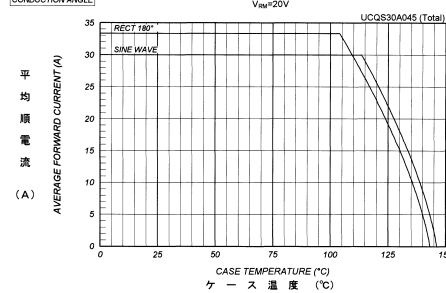


FIG.6 サージ順電流定格
SURGE CURRENT RATINGS

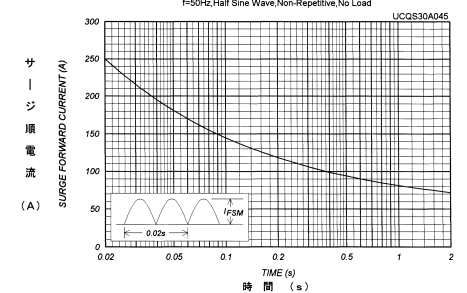


FIG.7 接合容量特性
JUNCTION CAPACITANCE VS. REVERSE VOLTAGE

