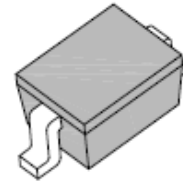


200mW Two Terminals SMD Zener Diodes

Features

- Non-wire bonding structure improves
- High demand voltage range (2.0V-36V)
- RoHS compliant and Halogen Free



SOD-323

HALOGEN
FREE



Mechanical Data

Case:	SOD-323, molded plastic
Epoxy:	Plastic package has UL flammability classification 94V-0
Terminals:	Solder plated, solderable per MIL-STD-202, Method 208
Polarity:	Color band denotes cathode end
Approx Weight:	0.004 grams

Maximum Ratings *(T_{Ambient}=25°C unless noted otherwise)*

Symbol	Description	Value	Unit	Conditions
P_D	Power Dissipation	200	mW	
T_J	Junction Temperature	125	°C	
T_{STG}	Storage Temperature Range	-55 to 150	°C	
T_{OPR}	Operating Temperature Range	-55 to 150	°C	

200mW Two Terminals SMD Zener Diodes

UDZS2.0B - UDZS36B

Electrical Characteristics ($T_{Ambient}=25^{\circ}C$ unless noted otherwise)

Part NO.	Marking Code	Nominal Zener Voltage @ I _{ZT}				Max. Zener Impedance (Ω)			Max. Reverse Leakage Current I _R @ V _R	
		V _Z (V)			I _{ZT} (mA)	Z _{ZT} @ I _{ZT}	Z _{ZK} @ I _{ZK}	I _{ZK} (mA)	I _R (μA)	V _R (V)
		Nom.	Min.	Max.						
UDZS2.0B	02	-	2.02	2.20	5	100	1000	0.5	120	0.5
UDZS2.2B	12	-	2.22	2.41	5	100	1000	0.5	120	0.7
UDZS2.4B	22	-	2.43	2.63	5	100	1000	0.5	100	1.0
UDZS2.7B	32	-	2.69	2.91	5	110	1000	0.5	100	1.0
UDZS3.0B	42	-	3.01	3.22	5	120	1000	0.5	50	1.0
UDZS3.3B	52	-	3.32	3.53	5	120	1000	0.5	20	1.0
UDZS3.6B	62	-	3.60	3.845	5	100	1000	1.0	10	1.0
UDZS3.9B	72	3.9	3.89	4.16	5	100	1000	1.0	5	1.0
UDZS4.3B	82	4.3	4.17	4.43	5	100	1000	1.0	5	1.0
UDZS4.7B	92	4.7	4.55	4.75	5	100	800	0.5	2	1.0
UDZS5.1B	A2	5.1	4.98	5.20	5	80	500	0.5	2	1.5
UDZS5.6B	C2	5.6	5.49	5.73	5	60	200	0.5	1	2.5
UDZS6.2B	E2	6.2	6.06	6.33	5	60	100	0.5	1	3.0
UDZS6.8B	F2	6.8	6.65	6.93	5	40	60	0.5	0.5	3.5
UDZS7.5B	H2	7.5	7.28	7.60	5	30	60	0.5	0.5	4.0
UDZS8.2B	J2	8.2	8.02	8.36	5	30	60	0.5	0.5	5.0
UDZS9.1B	L2	9.1	8.85	9.23	5	30	60	0.5	0.5	6.0
UDZS10B	05	10	9.77	10.21	5	30	60	0.5	0.1	7.0
UDZS11B	15	11	10.76	11.22	5	30	60	0.5	0.1	8.0
UDZS12B	25	12	11.74	12.24	5	30	80	0.5	0.1	9.0
UDZS13B	35	13	12.91	13.49	5	37	80	0.5	0.1	10.0
UDZS15B	45	15	14.34	14.98	5	42	80	0.5	0.1	11.0
UDZS16B	55	16	15.85	16.51	5	50	80	0.5	0.1	12.0
UDZS18B	65	18	17.56	18.35	5	65	80	0.5	0.1	13.0
UDZS20B	75	20	19.52	20.39	5	85	100	0.5	0.1	15.0
UDZS22B	85	22	21.54	22.47	5	100	100	0.5	0.1	17.0
UDZS24B	95	24	23.72	24.78	5	120	120	0.5	0.1	19.0
UDZS27B	A5	27	26.19	27.53	5	150	150	0.5	0.1	21.0
UDZS30B	C5	30	29.19	30.69	5	200	200	0.5	0.1	23.0
UDZS33B	E5	33	32.15	33.79	5	250	250	0.5	0.1	25.0
UDZS36B	F5	36	35.07	36.87	5	300	300	0.5	0.1	27.0

200mW Two Terminals SMD Zener Diodes

UDZS2.0B - UDZS36B

- Note:** 1. The Zener voltage (V_z) is measured 40ms after power is supplied.
2. The operating resistances (Z_z , Z_{zk}) are measured by superimposing a minute alternating current on the regulated current (I_z).

Typical Characteristics Curves

Fig.1- Zener Voltage Characteristics

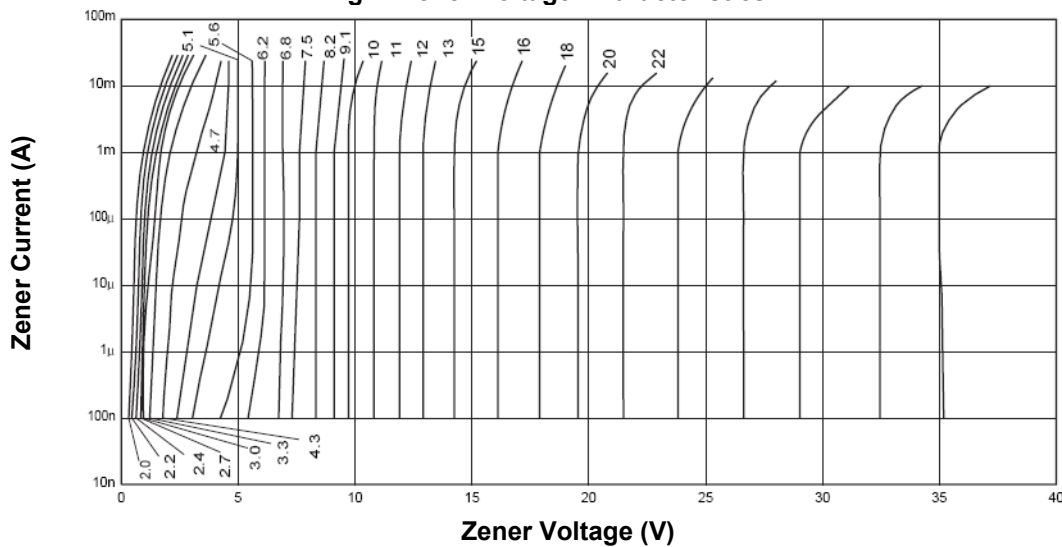
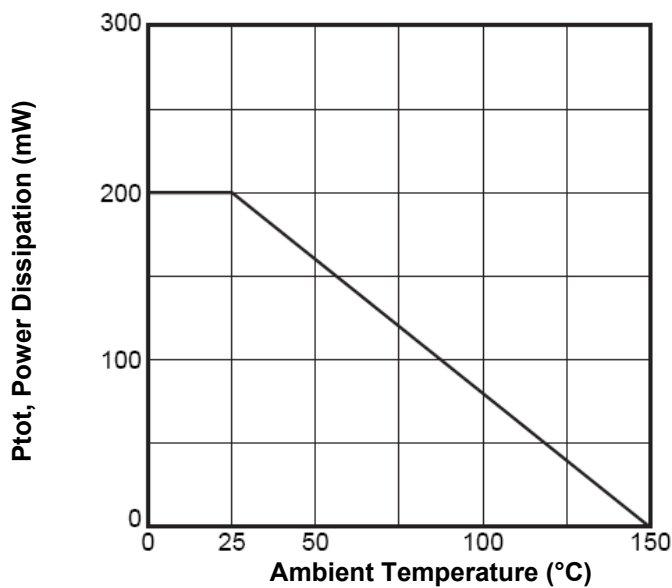


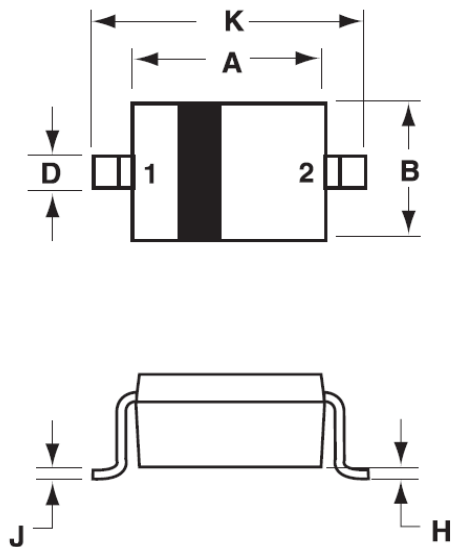
Fig.2- Derating Curve



200mW Two Terminals SMD Zener Diodes

UDZS2.0B - UDZS36B

Dimensions in mm



SOD-323

Dim	MILLMETERS	
	Min	Max
A	1.60	1.80
B	1.15	1.35
C	0.80	1.00
D	0.25	0.40
E	0.15REF	
H	0.00	0.10
J	0.089	0.177
K	2.30	2.70

PIN 1.CATHODE
2.ANODE

How to contact us:

US HEADQUARTERS

28040 WEST HARRISON PARKWAY, VALENCIA, CA 91355-4162

Tel: (800) TAITRON (800) 824-8766 (661) 257-6060

Fax: (800) TAITFAX (800) 824-8329 (661) 257-6415

Email: taitron@taitroncomponents.com

Http://www.taitroncomponents.com

TAITRON COMPONENTS MEXICO, S.A .DE C.V.

BOULEVARD CENTRAL 5000 INTERIOR 5 PARQUE INDUSTRIAL ATITALAQUIA, HIDALGO C.P.

42970 MEXICO

Tel: +52-55-5560-1519

Fax: +52-55-5560-2190

TAITRON COMPONENTS INCORPORATED REPRESENTAÇÕES DO BRASIL LTDA

RUA DOMINGOS DE MORAIS, 2777, 2.ANDAR, SALA 24 SAÚDE - SÃO PAULO-SP 04035-001 BRAZIL

Tel: +55-11-5574-7949

Fax: +55-11-5572-0052

TAITRON COMPONENTS INCORPORATED, SHANGHAI REPRESENTATIVE OFFICE

METROBANK PLAZA, 1160 WEST YAN' AN ROAD, SUITE 1503, SHANGHAI, 200052, CHINA

Tel: +86-21-5424-9942

Fax: +86-21-5424-9931