

FEATURES

- Available as "HR" (high reliability) screened per MIL-PRF-19500, JANTX level. Add "HR" suffix to base part number.
- Available as non-RoHS (Sn/Pb plating), standard, and as RoHS by adding "-PBF" suffix.

MAXIMUM RATINGS

Rating	Value
Peak Inverse Voltage: UES704	200V
Peak Inverse Voltage: UES705	300V
Peak Inverse Voltage: UES706	400V
Average D.C. Output Current, I_o @ $T_c = 100^\circ\text{C}$	20A
Surge Current: 8.3mS	300A
Thermal Resistance Junction to Case:	1.5°C/W
Operating and Storage Temperature Range:	-55°C to +150°C

ELECTRICAL CHARACTERISTICS ($T_A = 25^\circ\text{C}$ unless otherwise specified)

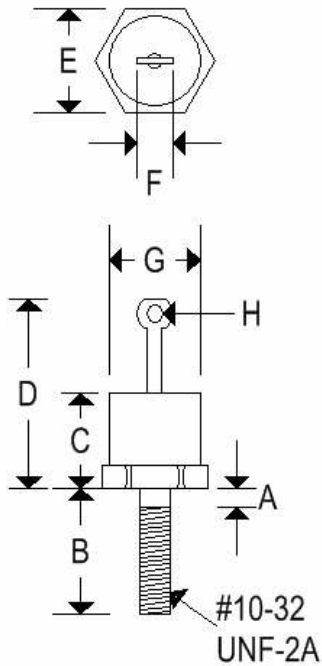
Rating	Value
Peak Inverse Voltage: UES704	200V
Peak Inverse Voltage: UES705	300V
Peak Inverse Voltage: UES706	400V
Average D.C. Output Current, I_o @ $T_c = 100^\circ\text{C}$	20A
Surge Current: 8.3mS	300A
Thermal Resistance Junction to Case:	1.5°C/W
Operating and Storage Temperature Range:	-55°C to +150°C

Part Number	PIV	Maximum Forward Voltage		Maximum Reverse Current		Maximum Reverse Recovery Time ⁽¹⁾
		$T_c = 25^\circ\text{C}$	$T_c = 125^\circ\text{C}$	$T_c = 25^\circ\text{C}$	$T_c = 125^\circ\text{C}$	
UES704	200V	1.25V @ 20A $t_p = 300\mu\text{s}$	1.15V @ 20A $t_p = 300\mu\text{s}$	50 μA	10mA	50ns
UES705	300V					
UES706	400V					

Note 1: Measured in circuit $I_F = 0.5\text{A}$, $I_R = 1\text{A}$, $I_{REC} = 0.25\text{A}$

MECHANICAL CHARACTERISTICS

Case	DO-4(R)
Marking	Alpha-numeric
Normal polarity	Cathode is stud
Reverse polarity	Anode is stud (add "R" suffix)



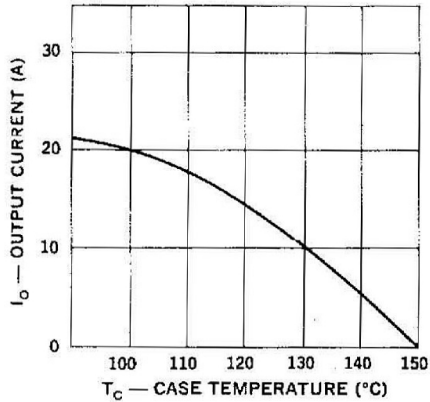
	DO-4(R)			
	Inches		Millimeters	
	Min	Max	Min	Max
A	-	0.078	-	1.981
B	0.422	0.453	10.719	11.506
C	-	0.405	-	10.287
D	-	0.800	-	20.320
E	0.420	0.440	10.668	11.176
F	-	0.250	-	6.350
G	-	0.424	-	10.770
H	0.066	-	1.676	-

High-reliability discrete products
and engineering services since 1977

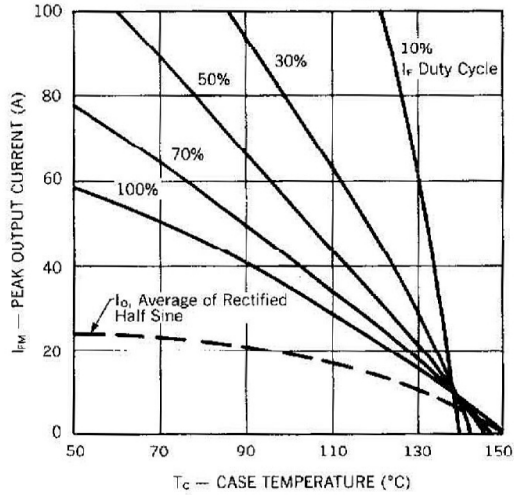
UES704(R)-UES706(R)

HIGH EFFICIENCY RECTIFIERS

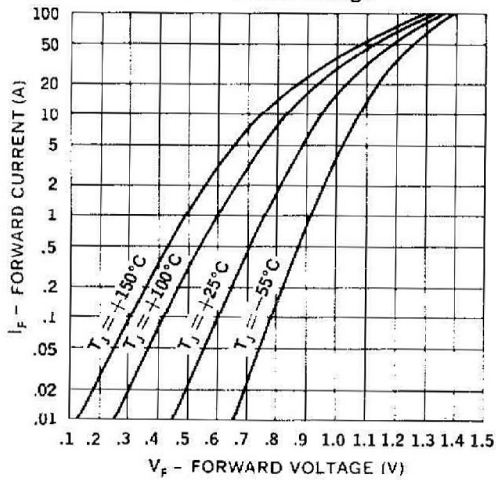
Output Current vs. Case Temperature



Peak Output Current vs. Case Temperature



Typical Forward Current vs. Forward Voltage



Typical Reverse Current vs. Reverse Voltage

