

**ULTRA FAST RECTIFIERS**

REVERSE VOLTAGE - **50 to 400** Volts  
FORWARD CURRENT - **2.0** Amperes

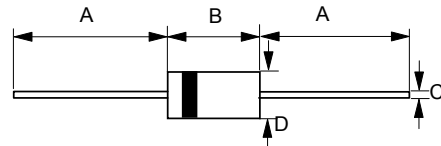
**FEATURES**

- Low cost
- Diffused junction
- Ultra fast switching for high efficiency
- Low reverse leakage current
- Low forward voltage drop
- High current capability
- The plastic material carries UL recognition 94V-0

**MECHANICAL DATA**

- Case : JEDEC DO-15 molded plastic
- Polarity : Color band denotes cathode
- Weight : 0.015 ounces, 0.4 grams
- Mounting position : Any

**DO-15**



DO-15		
Dim.	Min.	Max.
A	25.4	-
B	5.80	7.60
C	0.71 $\varnothing$	0.86 $\varnothing$
D	2.60 $\varnothing$	3.60 $\varnothing$

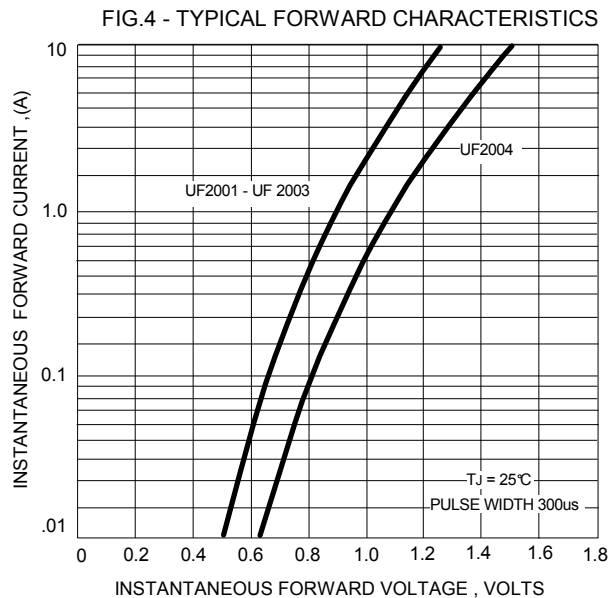
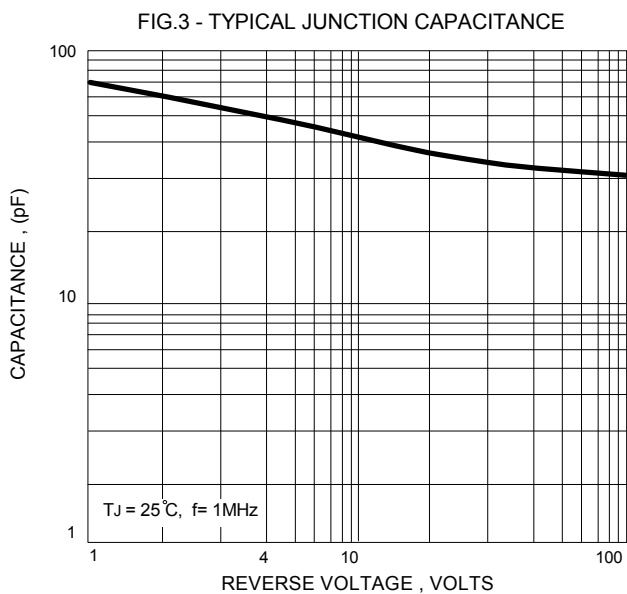
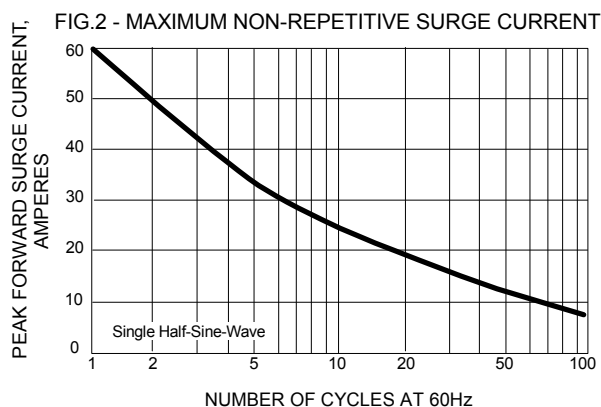
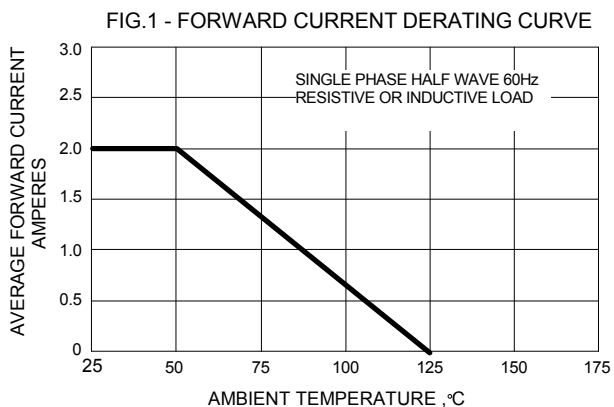
All Dimensions in millimeter

**MAXIMUM RATINGS AND ELECTRICAL CHARACTERISTICS**

Ratings at 25°C ambient temperature unless otherwise specified.

CHARACTERISTICS	SYMBOL	UF2001	UF2002	UF2003	UF2004	UNIT
Maximum Recurrent Peak Reverse Voltage	VRRM	50	100	200	400	V
Maximum RMS Voltage	VRMS	35	70	140	280	V
Maximum DC Blocking Voltage	VDC	50	100	200	400	V
Maximum Average Forward Rectified Current @TA=50°C	IAV	2.0				A
Peak Forward Surge Current 8.3ms single half sine-wave super imposed on rated load	IFSM	60				A
Maximum forward Voltage at 2.0A DC	VF	1.0		1.3		V
Maximum DC Reverse Current at Rated DC Blocking Voltage @TJ=25°C @TJ=100°C	IR	5.0		100		uA
Maximum Reverse Recovery Time (Note 1)	TRR	50				ns
Typical Junction Capacitance (Note 2)	CJ	50				pF
Typical Thermal Resistance (Note 3)	RθJA RθJL RθJC	40 15 20				°C/W
Operating Temperature Range	TJ	-55 to +125				°C
Storage Temperature Range	TSTG	-55 to +150				°C

NOTES : 1.Measured with IF=0.5A,IR=1A,IRR=0.25A.  
2.Measured at 1.0MHz and applied reverse voltage of 4.0V DC.  
3.Thermal Resistance Junction to Ambient, Lead and Case.



## **Important Notice and Disclaimer**

LSC reserves the right to make changes to this document and its products and specifications at any time without notice. Customers should obtain and confirm the latest product information and specifications before final design, purchase or use.

LSC makes no warranty, representation or guarantee regarding the suitability of its products for any particular purpose, nor does LSC assume any liability for application assistance or customer product design. LSC does not warrant or accept any liability with products which are purchased or used for any unintended or unauthorized application.

No license is granted by implication or otherwise under any intellectual property rights of LSC.

LSC products are not authorized for use as critical components in life support devices or systems without express written approval of LSC.