

UF460

Ultra Fast Power Rectifier

Features

- Ultrafast switching Low reverse recovery current

Reduces

- Switching & conduction losses Low thermal resistance
- Meets MSL level 1, per J-STD-020
- Solder dip 260 °C max. 10 s, per JESD 22-A111
- RoHS compliant package

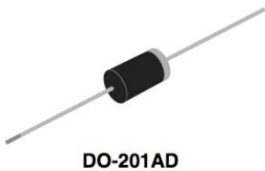
Mechanical Data

- Case: DO-201AD,
- molded epoxy body Epoxy meets UL 94V-0

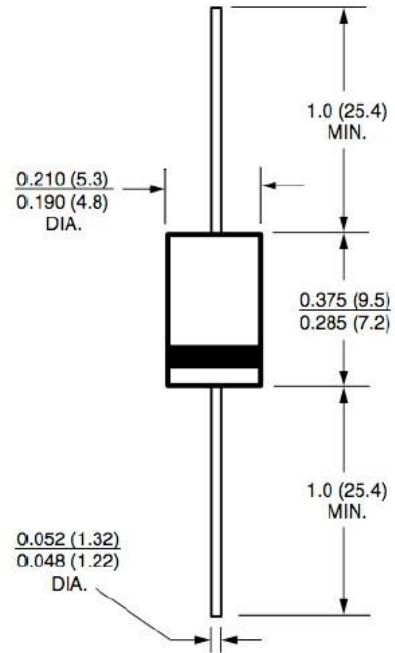
flammability rating

Packing & Order Information

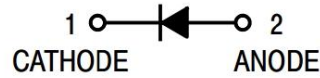
1,250/Ammo Tape



RoHS
COMPLIANT



Graphic symbol



MAXIMUM RATINGS AND ELECTRICAL CHARACTERISTICS

Maximum Ratings (Tc=25°C unless otherwise noted)

Parameter	Symbol	UF460	Unit
Maximum repetitive peak reverse voltage	VRRM	600	V
Working peak reverse Voltage	VRWM	600	V
Maximum DC blocking Voltage	VDC	600	V
Maximum average forward rectified current Total device	IF(AV)	4	A
Peak forward surge current 8.3ms single half sine-wave superimposed on rated load (JEDEC Method)	IFSM	125	A
Operating junction temperature range	TJ	-55 to +150	°C
Storage temperature range	TSTG	-55 to +175	°C

UF460

Ultra Fast Power Rectifier

Electrical characteristics (Tc=25°C unless otherwise noted)

Parameter	Symbol	Value		Unit
		Typical	Max	
Instantaneous forward voltage at IF=4A, Tj=25°C at IF=4A, Tj=125°C	VF	1.1 0.8	1.28	V
Maximum reverse current per leg Tj=25°C	IR	10		u'A
at working peak reverse voltage Tj=125°C		0.1		m'A
Maximum Reverse Recovery Time (IF = 1.0 Amp, di/dt = 50 Amp/ms)	Trr	75		ns
(IF = 0.5 Amp, iR = 1.0 Amp, IREC = 0.25 Amp)		50		ns

Thermal characteristics (Tc=25°C unless otherwise noted)

Parameter	Symbol	Value	Unit
Typical thermal resistance	RθJA	75	°C/W
	Rthjl	20	

Notes:

(1) L = 10mm

UF460

Ultra Fast Power Rectifier

Disclaimer

ALL PRODUCT, PRODUCT SPECIFICATIONS AND DATA ARE SUBJECT TO CHANGE

WITHOUT NOTICE TO IMPROVE RELIABILITY, FUNCTION OR DESIGN OR OTHERWISE.

Bruckewell Technology Inc., its affiliates, agents, and employees, and all persons acting on its or their behalf (collectively, "Bruckewell"), disclaim any and all liability for any errors, inaccuracies or incompleteness contained in any datasheet or in any other disclosure relating to any product.

Bruckewell makes no warranty, representation or guarantee regarding the suitability of the products for any particular purpose or the continuing production of any product. To the maximum extent permitted by applicable law, Bruckewell disclaims

- (i) Any and all liability arising out of the application or use of any product.
- (ii) Any and all liability, including without limitation special, consequential or incidental damages.
- (iii) Any and all implied warranties, including warranties of fitness for particular purpose, non-infringement and merchantability.

Statements regarding the suitability of products for certain types of applications are based on Bruckewell's knowledge of typical requirements that are often placed on Bruckewell products in generic applications.

Such statements are not binding statements about the suitability of products for a particular application. It is the customer's responsibility to validate that a particular product with the properties described in the product specification is suitable for use in a particular application. Parameters provided in datasheets and/or specifications may vary in different applications and performance may vary over time.

Product specifications do not expand or otherwise modify Bruckewell's terms and conditions of purchase, including but not limited to the warranty expressed therein.