

Isolated Ultra Fast Rectifier

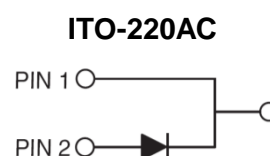
FEATURES

- Especially suited as boost diode on continuous mode power factor correctors
- Ideal Solution for hard switching condition
- High capability for high di/dt operation. Downsizing of mosfet and heatsink
- High surge current capability
- AEC-Q101 qualified (Green compound not involved)
- Compliant to RoHS Directive 2011/65/EU and in accordance to WEEE 2002/96/EC
- Halogen-free according to IEC 61249-2-21 definition



DESCRIPTION

Especially suited as free wheeling or boost diode in continuous mode power factor correctors and other power switching applications. The low stored charge and ultrafast soft recovery minimizes ringing and electrical noise in power switching circuits. The family drastically cuts losses in the associated MOSFET when run at high dI_F/dt .



MECHANICAL DATA

Case: ITO-220AC

Molding compound, UL flammability classification rating 94V-0

Base P/N with suffix "G" on packing code - halogen-free

Terminal: Matte tin plated leads, solderable per JESD22-B102

Meet JESD 201 class 1A whisker test

Polarity: As marked

Mounting torque: 5 in-lbs maximum

Weight: 1.7g (approximately)

MAXIMUM RATINGS AND ELECTRICAL CHARACTERISTICS (T _A =25°C unless otherwise noted)				
PARAMETER	SYMBOL	UGF8JD		UNIT
Maximum repetitive peak reverse voltage	V _{RRM}	600		V
Maximum average forward rectified current	I _{F(AV)}	8.0		A
Peak forward surge current, 8.3 ms single half sine-wave superimposed on rated load	I _{FSM}	100		A
Maximum instantaneous forward voltage (Note 1) I _F = 8 A	V _F	2.3		V
Maximum reverse current @ Rated V _R T _J =25 °C T _J =125 °C	I _R	0.5		μA
		100		
Reverse recovery time I _F =0.5A, I _{RR} =0.25A, I _R =1A, T _J =25°C I _F =1A, dI _F /dt=-50A/us, V _R =30V, T _J =25°C	T _{rr}	TYP	MAX	ns
		13	-	
		-	30	
Reverse recovery charges I _F =1A, dI _F /dt=-200A/us, V _R =400V, T _J =125°C I _F =1A, dI _F /dt=-200A/us, V _R =400V, T _J =125°C	Q _{rr}	TYP	MAX	nC
		90	-	
		I _{RM}	5	
Typical thermal resistance	R _{θJC}	4		°C/W
Operating junction temperature range	T _J	- 55 to +150		°C
Storage temperature range	T _{STG}	- 55 to +150		°C

Note 1: Pulse test with PW=300 μs, 1% duty cycle

ORDERING INFORMATION				
PART NO.	PACKING CODE	GREEN COMPOUND CODE	PACKAGE	PACKING
UGF8JD	C0	Suffix "G"	ITO-220AC	50 / Tube

EXAMPLE				
PREFERRED P/N	PART NO.	PACKING CODE	GREEN COMPOUND CODE	DESCRIPTION
UGF8JD C0	UGF8JD	C0		
UGF8JD C0G	UGF8JD	C0	G	Green compound

RATINGS AND CHARACTERISTICS CURVES

(TA=25°C unless otherwise noted)

FIG.1 MAXIMUM FORWARD CURRENT DERATING CURVE

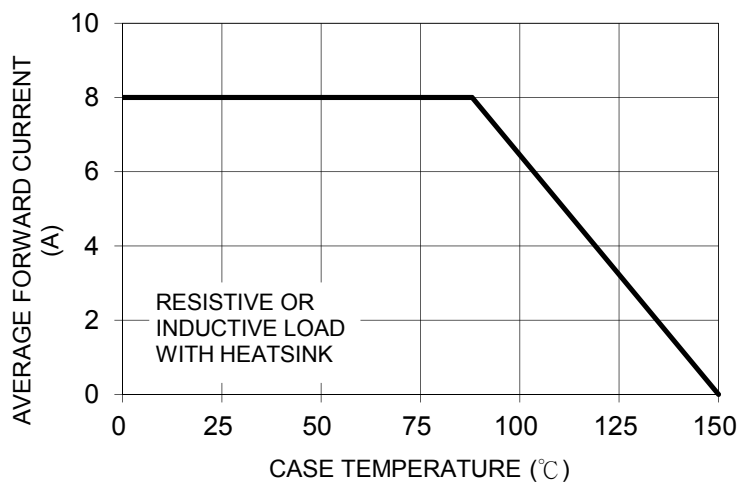


FIG. 2 MAXIMUM FORWARD SURGE CURRENT

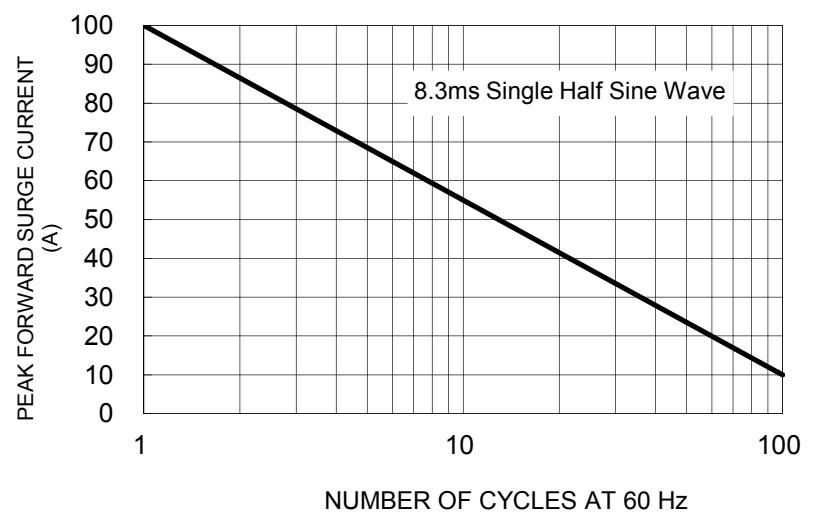


FIG. 3 TYPICAL FORWARD CHARACTERISTICS

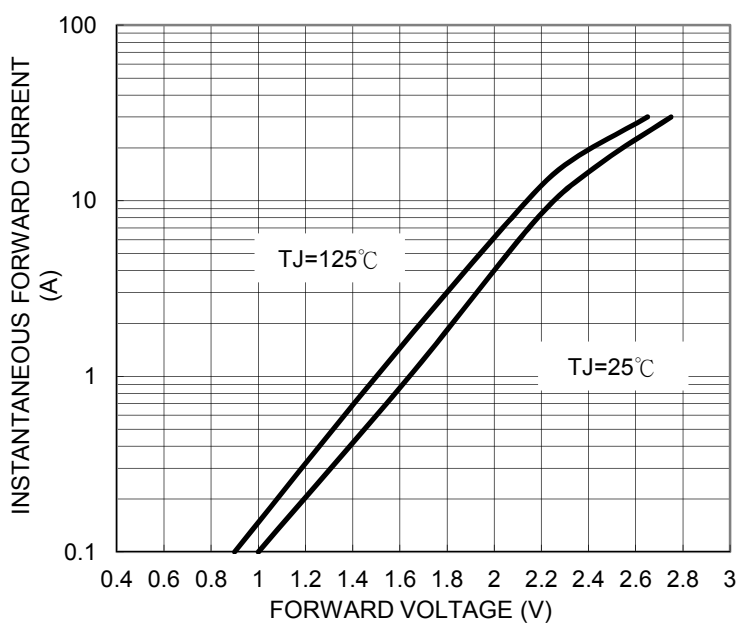


FIG. 4 TYPICAL REVERSE CHARACTERISTICS

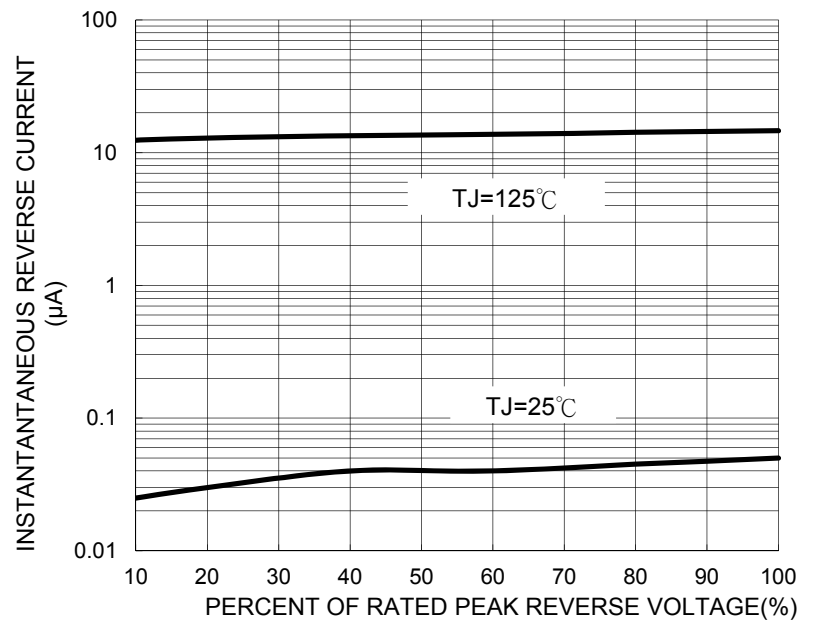
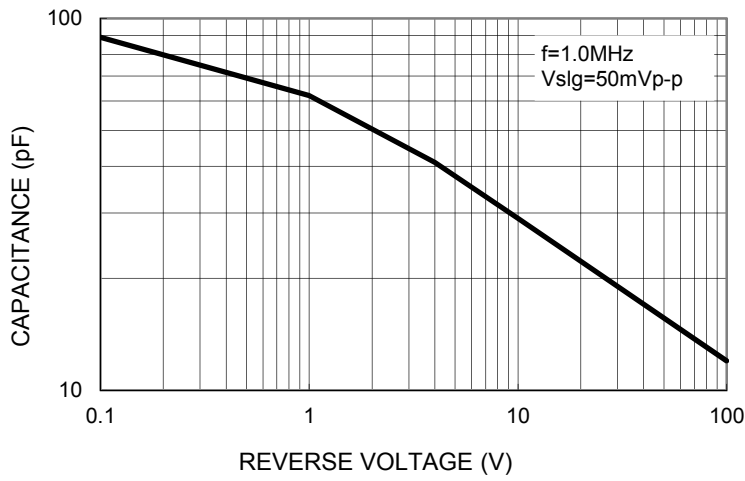
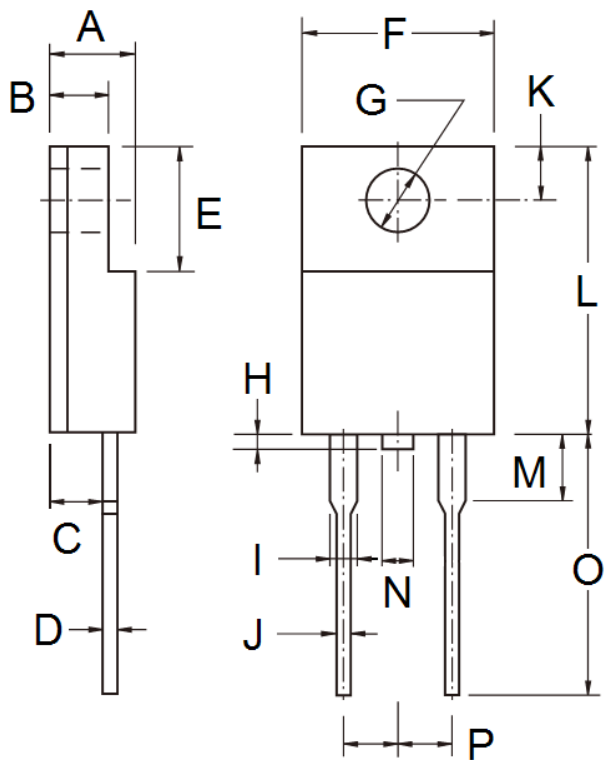


FIG. 5 TYPICAL JUNCTION CAPACITANCE

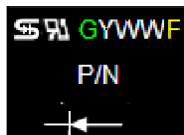


PACKAGE OUTLINE DIMENSIONS



DIM.	Unit (mm)		Unit (inch)	
	Min	Max	Min	Max
A	4.30	4.70	0.169	0.185
B	2.50	3.10	0.098	0.122
C	2.30	2.90	0.091	0.114
D	0.46	0.76	0.018	0.030
E	6.30	6.90	0.248	0.272
F	9.60	10.30	0.378	0.406
G	3.00	3.40	0.118	0.134
H	0.00	1.60	0.000	0.063
I	0.95	1.45	0.037	0.057
J	0.50	0.90	0.020	0.035
K	2.40	3.20	0.094	0.126
L	14.80	15.50	0.583	0.610
M	-	4.10	-	0.161
N	-	1.80	-	0.071
O	12.60	13.80	0.496	0.543
P	4.95	5.20	0.195	0.205

MARKING DIAGRAM



- P/N = Specific Device Code
- G = Green Compound
- YWW = Date Code
- F = Factory Code

Notice

Specifications of the products displayed herein are subject to change without notice. TSC or anyone on its behalf, assumes no responsibility or liability for any errors inaccuracies.

Information contained herein is intended to provide a product description only. No license, express or implied, to any intellectual property rights is granted by this document. Except as provided in TSC's terms and conditions of sale for such products, TSC assumes no liability whatsoever, and disclaims any express or implied warranty, relating to sale and/or use of TSC products including liability or warranties relating to fitness for a particular purpose, merchantability, or infringement of any patent, copyright, or other intellectual property right.

The products shown herein are not designed for use in medical, life-saving, or life-sustaining applications. Customers using or selling these products for use in such applications do so at their own risk and agree to fully indemnify TSC for any damages resulting from such improper use or sale.