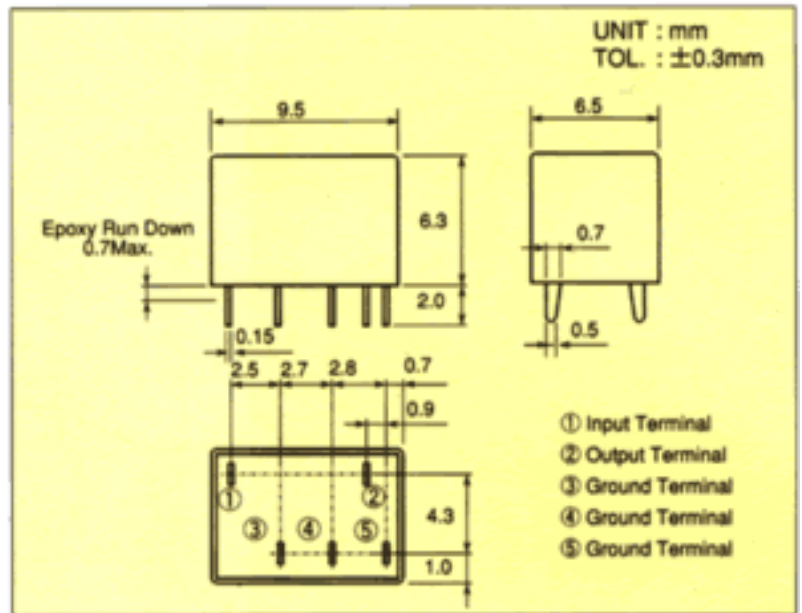



# 455kHz Band Ceramic Filters

# ULF-P type

•iH=6.3mm 6poles•j

•j; Configuration and Dimensions



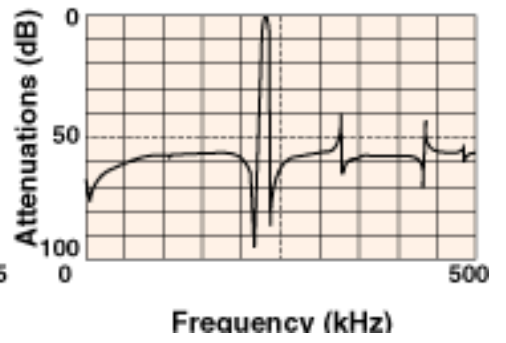
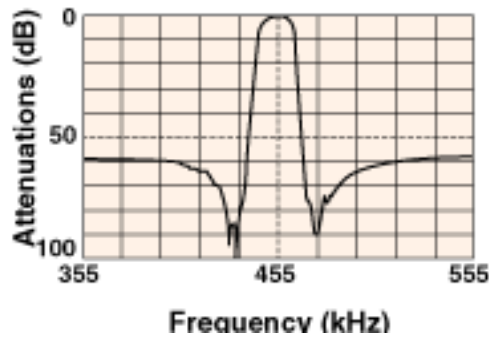
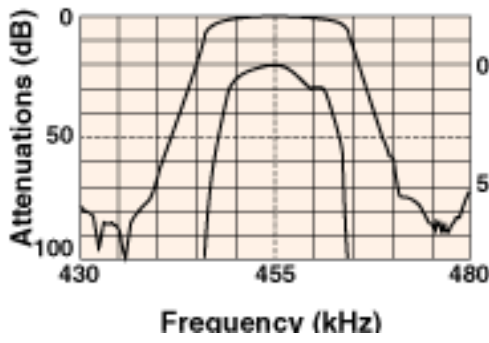
•@

## •j; Specifications

Characteristics • Model No. •«	Fo •@ [kHz] •@	Band Width •@ [kHz]		Ripple •@ [dB] max.	Stop band rejection 455•}100kHz •@ [dB] min.	Insertion loss •@ [dB] max.	In/Out Impedance •@ [kΩ]	Notes
		6dB min.	50dB max.					
ULF-P6D-C	455•}1	•}3	•}9	3	60	6	2	R/C
ULF-P9-450-C	450•}1.5	•}4.5	•}10	2	40	6	2	Cordless
ULF-P15-C	455•}1.5	•}7.5	•}15	2	40	6	1.5	Cordless
ULF-P20-C	455•}1	•}10	•}20	2	40	4	1.5	Cordless
ULF-P25-C	455•}2	•}12.5	•}24	2	40	6	1.5	TACS
ULF-P30-C	455•}2	•}15	•}30	2	40	6	1.5	AMPS
ULF-P15C-C	455•}1.5	•}7.5	•}15	2	50	4	1.5	PAGER
ULF-P20C-C	455•}1	•}10	•}20	2	50	4	1.5	PAGER

## • Frequency Characteristics

### ULF-P15C-C



[back](#)