



Features

- Small size
Easily surface mountable
- Hermetically sealed
- Easily formed leads

Applications

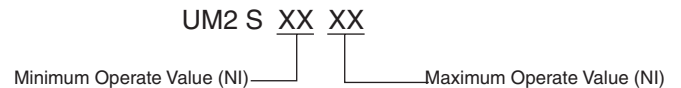
- Proximity Sensors
- Relays
- Telecommunications
- Automation control
- Medical

Description

Clare's Ultra-Mini Dyad™ is well suited for small, signal switching applications. The small size lends itself to surface mountable applications; working well on higher density PC boards. The Ultra-Mini Dyad™ has sputtered ruthenium contacts and an extraordinary seal strength achieved by a patented laser sealing of the leads. In low level or dry switching environments, switches typically exceed 1 billion operations.

Ordering Information

A complete part number is represented by the digits to the right. For example, UM2S1030 is an ULTRA-MINI DYAD™ with a minimum operate value of 10, and a maximum of 30. Refer to the switch operating specification charts for available ranges. Special ranges are available upon request.



Surface Mount Ultra-Mini Dyad
Refer to operating characteristics table for complete part number.

Standard Test Coil

	UM2
Part #	Coil-1
Coil Definition	NARM1 CTC01
Coil Resistance	1200Ω
Number of Turns	5,000
Wire Size	0.0399mm (AWG 46)
Bobbin Diameter (inside cell)	3.96mm
Winding Length	10.4mm

Ultra-Mini DYAD™

Part #	Operate Range (NI) ¹
UM2S1015	10 to 15
UM2S1020	10 to 20
UM2S1030	10 to 30
UM2S1520	15 to 20
UM2S1525	15 to 25
UM2S2025	20 to 25

Ultra-Mini DYAD™ Surface Mount

Part #	Operate Range (NI) ^{1,2,3}
UM2319	10 to 15
UM2315	10 to 20
UM2376	10 to 30
UM2325	15 to 20
UM2341	15 to 25
UM2378	20 to 25

¹ Tolerance = ± 1.5NI

² Full Blade Sensitivity

³ Surface Mount Switches are packaged 3,000 parts per reel

UM2

Ratings (@ 25° C)

Parameter	Min	Typ	Max	Units
Switching Voltage	—	—	175	Volts
Switching Current	—	—	0.25	Amps
Carry Current	—	—	0.50	Amps
Switching Frequency	—	500	—	Hz
Contact Resistance	—	—	300	mΩ

¹ Derate Linearly 1.33 mw /°C

² Derate Linearly 3.67 mw /°C

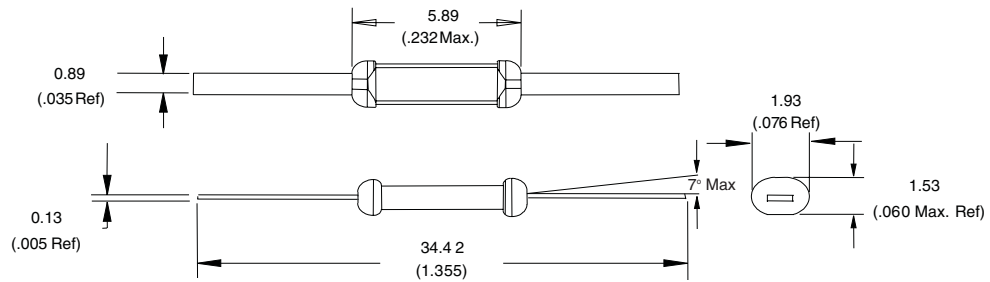
Absolute Maximum Ratings are stress ratings. Stresses in excess of these ratings can cause permanent damage to the device. Functional operation of the device at these or any other conditions beyond those indicated in the operational sections of this data sheet is not implied. Exposure of the device to the absolute maximum ratings for extended period may degrade the device and effect its reliability.

Specifications

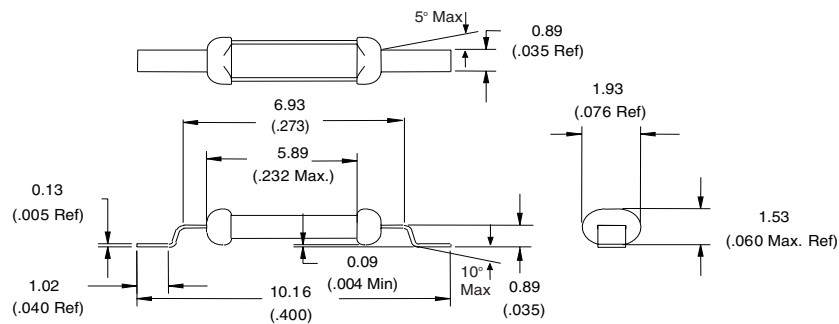
PARAMETER	CONDITIONS	SYMBOL	MIN	TYP	MAX	UNITS
Contact Ratings						
Switching Voltage	Max DC/Peak AC Resist	VL	-	-	175	Volts
Switching Current	Max DC/Peak AC Resist	IL	-	-	0.25	Amps
Carry Current	Max DC/Peak AC Resist	IC	-	-	0.50	Amps
Contact Rating	Max DC/Peak AC Resist	-	-	-	5	VAs
Static Contact Resistance	100mV, 20mA	CR	-	.120	0.30	Ω
Contact Material		-	-	Ru	-	-
Electrical Ratings						
Operate Sensitivity	Full Blade Tolerance = ±1.5 NI	-	10	-	30	NI
Release Sensitivity	Full Blade Tolerance = ±1.5 NI	-	5	-	30	NI
Insulation Resistance	Between all isolated pins at 100V, 25°C, 40%RH	IR	10 ⁹	10 ¹¹	-	W
Capacitance Across Open Contacts		-	-	0.3	-	pF
Dielectric Strength	Between Contacts	-	200	-	-	VDC/peak AC
Operate Time, including bounce	At Nominal coil voltage, 30 Hz Square Wave	TOP	-	0.4	-	msec.
Release Time	Zener-Diode Suppression	TREL	-	0.1	-	msec.
Environmental Ratings						
Operating Temperature		TO	-40	-	125	°C
Storage Temperature		TA	-40	-	125	°C
Soldering Temperature		-	-	-	260	°C
Vibration Resistance	10Hz-1000Hz	G	-	-	20	Gs
Shock Resistance	11±1ms, 1/2 Sine Wave	S	-	-	30	Gs

Mechanical Dimensions

Ultra-Mini DYAD™

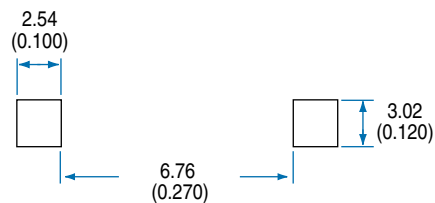


Ultra-Mini DYAD™ SMT



Recommended Pad Sizes

Ultra-Mini DYAD™ SMT



Dimensions
mm
inches

CLARE LOCATIONS

Clare Headquarters
78 Cherry Hill Drive
Beverly, MA 01915
Tel: 1-978-524-6700
Fax: 1-978-524-4900
Toll Free: 1-800-27-CLARE

Clare Switch Division
4315 Earth City Expressway
St. Louis, MO 63045
Tel: 1-314-770-1832
Fax: 1-314-770-1812

Clare Micronix Division
145 Columbia
Aliso Viejo, CA 92656-1490
Tel: 1-949-831-4622
Fax: 1-949-831-4628

SALES OFFICES

AMERICAS

Americas Headquarters

Clare
78 Cherry Hill Drive
Beverly, MA 01915
Tel: 1-978-524-6700
Fax: 1-978-524-4900
Toll Free: 1-800-27-CLARE

Eastern Region

Clare
P.O. Box 856
Mahwah, NJ 07430
Tel: 1-201-236-0101
Fax: 1-201-236-8685
Toll Free: 1-800-27-CLARE

Central Region

Clare Canada Ltd.
3425 Harvester Road, Suite 202
Burlington, Ontario L7N 3N1
Tel: 1-905-333-9066
Fax: 1-905-333-1824

Western Region

Clare
1852 West 11th Street, #348
Tracy, CA 95376
Tel: 1-209-832-4367
Fax: 1-209-832-4732
Toll Free: 1-800-27-CLARE

Canada

Clare Canada Ltd.
3425 Harvester Road, Suite 202
Burlington, Ontario L7N 3N1
Tel: 1-905-333-9066
Fax: 1-905-333-1824

EUROPE

European Headquarters

CP Clare nv
Bampslaan 17
B-3500 Hasselt (Belgium)
Tel: 32-11-300868
Fax: 32-11-300890

France

Clare France Sales
Lead Rep
99 route de Versailles
91160 Champlan
France
Tel: 33 1 69 79 93 50
Fax: 33 1 69 79 93 59

Germany

Clare Germany Sales
ActiveComp Electronic GmbH
Mitterstrasse 12
85077 Manching
Germany
Tel: 49 8459 3214 10
Fax: 49 8459 3214 29

Italy

C.L.A.R.E.s.a.s.
Via C. Colombo 10/A
I-20066 Melzo (Milano)
Tel: 39-02-95737160
Fax: 39-02-95738829

Sweden

Clare Sales
Comptronic AB
Box 167
S-16329 Spånga
Tel: 46-862-10370
Fax: 46-862-10371

United Kingdom

Clare UK Sales
Marco Polo House
Cook Way
Bindon Road
Taunton
UK-Somerset TA2 6BG
Tel: 44-1-823 352541
Fax: 44-1-823 352797

ASIA PACIFIC

Asian Headquarters

Clare
Room N1016, Chia-Hsin, Bldg II,
10F, No. 96, Sec. 2
Chung Shan North Road
Taipei, Taiwan R.O.C.
Tel: 886-2-2523-6368
Fax: 886-2-2523-6369

<http://www.clare.com>

Clare cannot assume responsibility for use of any circuitry other than circuitry entirely embodied in this Clare product. No circuit patent licenses nor indemnity are expressed or implied. Clare reserves the right to change the specification and circuitry, without notice at any time. The products described in this document are not intended for use in medical implantation or other direct life support applications where malfunction may result in direct physical harm, injury or death to a person.