


UM5500 SERIES

14.4 to 40 Watt DC/DC Converter

- ◆ 2:1 Input Range
- ◆ High Efficiency
- ◆ Remote On/Off Control
- ◆ Six-Sided Shield
- ◆ Short Circuit Protection
- ◆ Over Voltage Protection
- ◆ Safety Approvals Pending (EN60950 and UL/cUL)



SPECIFICATIONS

All specifications are typical at nominal line, full load and 25°C unless otherwise noted.

INPUT SPECIFICATIONS

Input Voltage Range, 48V	36-75VDC
Input Filter	Pi Network
Input Overvoltage Shutdown	80 VDC typ.
Input Undervoltage Shutdown	31 VDC typ.

OUTPUT SPECIFICATIONS

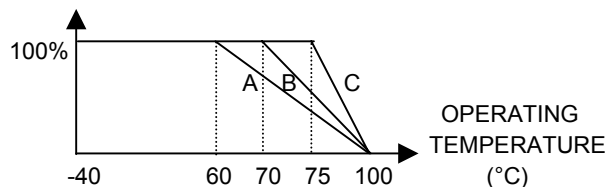
Voltage Accuracy	±2% max.
External Trim Adj. Range	+10%
Transient Response, 25% Step Load Change (1% error band)	<500 μS
Line Regulation ¹	±0.5% max.
Load Regulation ²	±0.5% max.
Ripple and Noise, 20MHz BW ³	75 mV p-p max.
Temperature Coefficient	±0.02%/°C max.
Short Circuit Protection	Continuous Automatic Recovery
Overvoltage Protection Trip Point (Clamp Type)	
5V	6.8V typ
3.3V	4.3V typ
2.5V	3.6V typ
1.8V	2.4V typ

GENERAL SPECIFICATIONS

Efficiency	See Table
Isolation Voltage, I/O	1500 VDC
Isolation Resistance	10 ⁸ ohms
Case Grounding	Capacity Coupled to Input
Switch Frequency	400 KHz typ.
Operating Temperature Range,	-40°C to 100°C
Case Temperature	105°C max.
Cooling	Free Air Convection
Storage Temperature	-40°C to +105°C
Dimensions	2.0*2.0*0.4 inches (50.8*50.8*10.2 mm)
Case Material	Black Coated Copper with Non-Conductive Base

NOTES

1. Measure from high line to low line.
2. Measure from full load to 1/10 load.
3. Measured with 1μF ceramic capacitor connect to the output pins.
4. Output Power



A: UM5521
B: UM5528, UM5529
C: UM5527

REMOTE ON/OFF CONTROL

Logic Compatibility	CMOS or Open Collector TTL
Converter ON	>+2.5 VDC or Open Circuit
Converter OFF	<+0.8 VDC max or Short Circuit
Control Common	Referenced to Input Minus

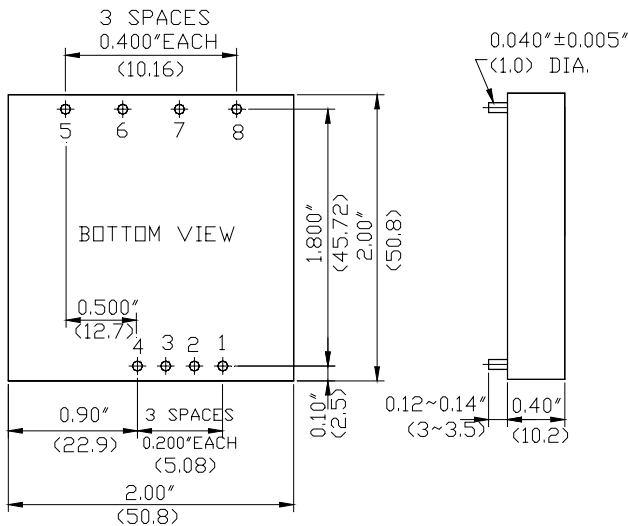


**UMEC
INTERNATIONAL**

2539 W. 237TH STREET, SUITE A,
TORRANCE, CA 90505
TEL: (310) 326-7072 FAX: (310) 326-7058

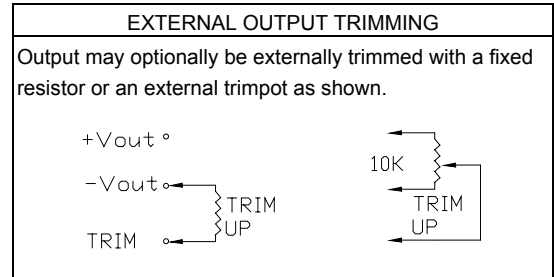
MODEL NUMBER	INPUT VOLTAGE	OUTPUT VOLTAGE	OUTPUT CURRENT	INPUT CURRENT		% EFF (typ)	MAXIMUM CAPACITIVE LOAD (uF)	CASE
				NO LOAD	FULL LOAD			
UM5521	48 VDC	5 VDC	8000 mA	30 mA	946 mA	88	10000	C
UM5527	48 VDC	1.8 VDC	8000 mA	30 mA	361 mA	83	10000	C
UM5528	48 VDC	2.5 VDC	8000 mA	30 mA	490 mA	85	10000	C
UM5529	48 VDC	3.3 VDC	8000 mA	30 mA	550 mA	87	10000	C

NOTE: Other output voltage can be supported upon request.



All Dimensions in Inches (mm).
Tolerance .xx = ±0.04"
.xxx = ±0.010"

PIN CONNECTIONS	
Pin Number	Pin Function
1	Remote Control
2	No Pin
3	- Input
4	+ Input
5	No Pin
6	+ Output
7	- Output
8	Trim



**UMEC
INTERNATIONAL**

2539 W. 237TH STREET, SUITE A,
TORRANCE, CA 90505
TEL: (310) 326-7072 FAX: (310) 326-7058