

Features & Benefits

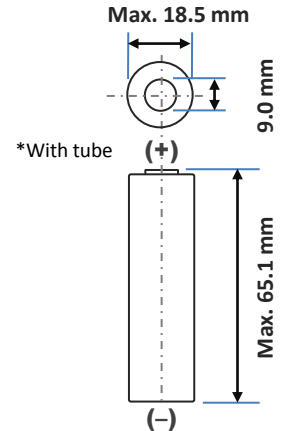
- High drain model (high power density)
- Long, stable power with a flat discharge voltage
- Ideal for power tools, E-bikes, and robotics.

Specifications

| | |
|-------------------------------|--|
| Rated capacity ⁽¹⁾ | Min. 1100mAh |
| Capacity ⁽²⁾ | Min. 1100mAh Typ. 1200mAh |
| Nominal voltage | 3.7V |
| Charging | CC-CV, Std. 770mA, 4.20V, 3.0 hrs |
| Weight (max.) | 43.1 g |
| Temperature | Charge: 0 to +45°C Discharge: -20 to +60°C Storage: -20 to +50°C |
| Energy density ⁽³⁾ | Volumetric: 244 Wh/l Gravimetric: 97 Wh/kg |

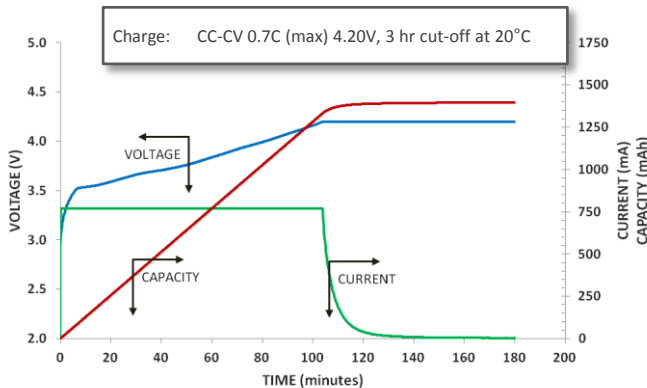
⁽¹⁾ At 20°C ⁽²⁾ At 25°C ⁽³⁾ Energy density based on bare cell dimensions

Dimensions



For Reference Only

Charge Characteristics

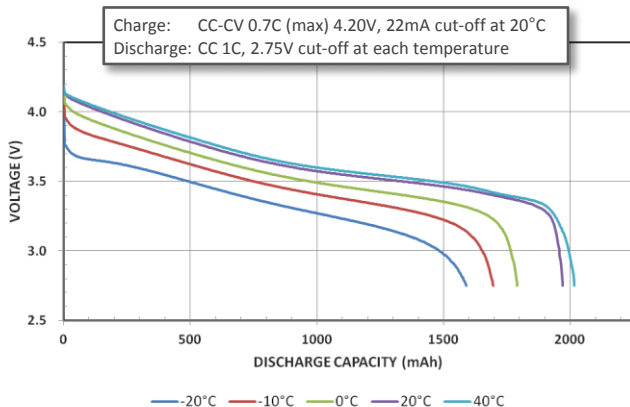


Cycle Life Characteristics

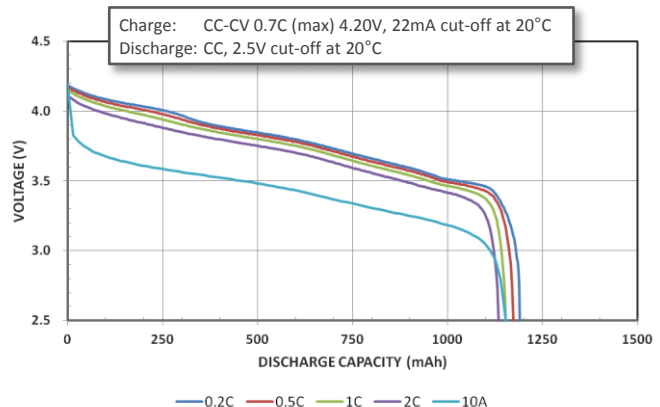
Charge: CC-CV 0.7C (max) 4.20V, 22mA cut-off at 20°C
Discharge: CC 1C, 2.75V cut-off at 20°C

Under Construction

Discharge Characteristics (by temperature)



Discharge Characteristics (by rate of discharge)



The data in this document is for descriptive purposes only and is not intended to make or imply any guarantee or warranty.

For more information on how Panasonic can assist you with your battery power solution needs, visit us at www.panasonic.com/industrial/batteries-oem or e-mail secsales@us.panasonic.com.