

Features & Benefits

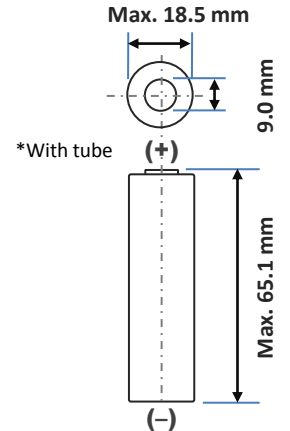
- High drain model (high power density)
- Long, stable power with a flat discharge voltage
- Ideal for power tools, E-bikes, and robotics.

Specifications

Rated capacity ⁽¹⁾	Min. 1250mAh
Capacity ⁽²⁾	Min. 1250mAh Typ. 1300mAh
Nominal voltage	3.7V
Charging	CC-CV, Std. 880mA, 4.20V, 3.0 hrs
Weight (max.)	45.2 g
Temperature	Charge: 0 to +45°C Discharge: -20 to +60°C Storage: -20 to +50°C
Energy density ⁽³⁾	Volumetric: 277 Wh/l Gravimetric: 105 Wh/kg

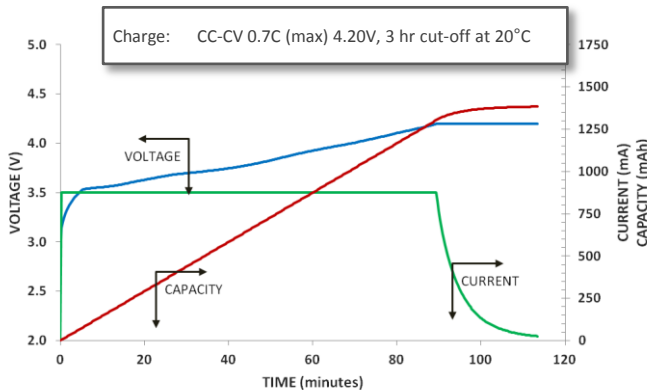
⁽¹⁾ At 20°C ⁽²⁾ At 25°C ⁽³⁾ Energy density based on bare cell dimensions

Dimensions



For Reference Only

Charge Characteristics

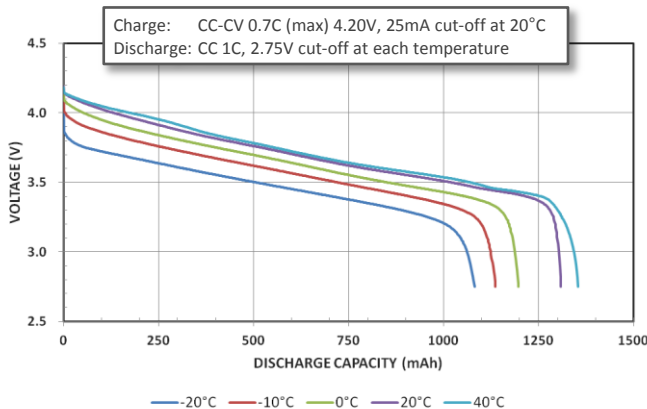


Cycle Life Characteristics

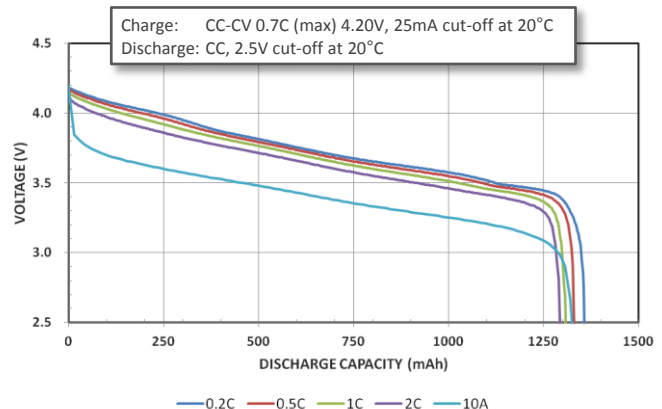
Charge: CC-CV 0.7C (max) 4.20V, 22mA cut-off at 20°C
Discharge: CC 1C, 2.75V cut-off at 20°C

Under Construction

Discharge Characteristics (by temperature)



Discharge Characteristics (by rate of discharge)



The data in this document is for descriptive purposes only and is not intended to make or imply any guarantee or warranty.