

## Features & Benefits

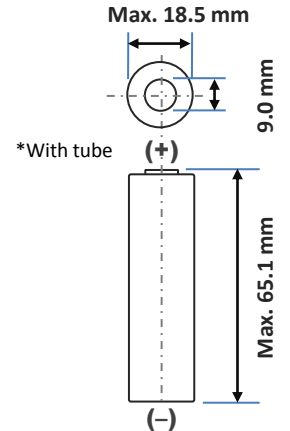
- High drain model (high power density)
- Long, stable power with a flat discharge voltage
- Ideal for power tools, E-bikes, and robotics.

## Specifications

Rated capacity <sup>(1)</sup>	Min. 1500mAh
Capacity <sup>(2)</sup>	Min. 1500mAh Typ. 1600mAh
Nominal voltage	3.7V
Charging	CC-CV, Std. 1050mA, 4.20V, 3.0 hrs
Weight (max.)	47.1 g
Temperature	Charge: 0 to +45°C Discharge: -20 to +60°C Storage: -20 to +50°C
Energy density <sup>(3)</sup>	Volumetric: 333 Wh/l Gravimetric: 120 Wh/kg

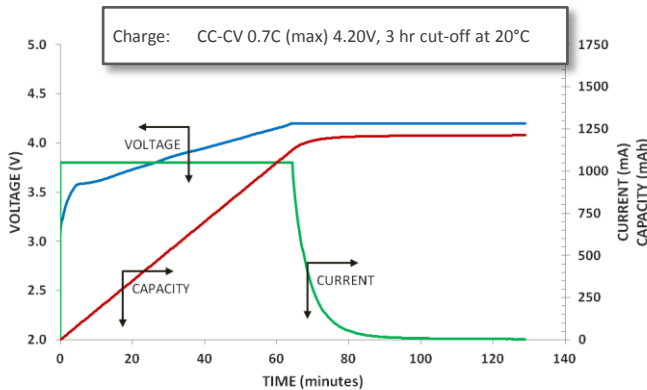
<sup>(1)</sup> At 20°C <sup>(2)</sup> At 25°C <sup>(3)</sup> Energy density based on bare cell dimensions

## Dimensions



**For Reference Only**

## Charge Characteristics

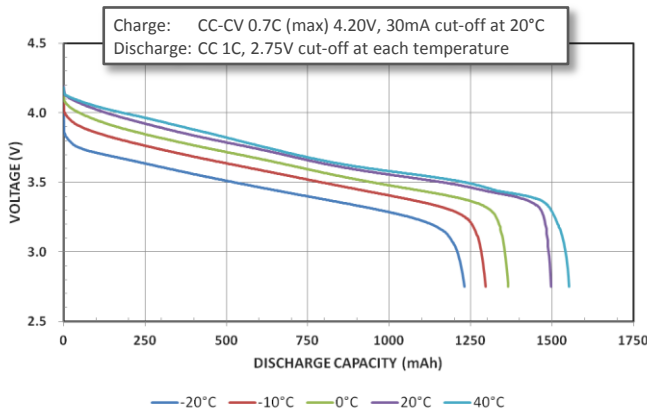


## Cycle Life Characteristics

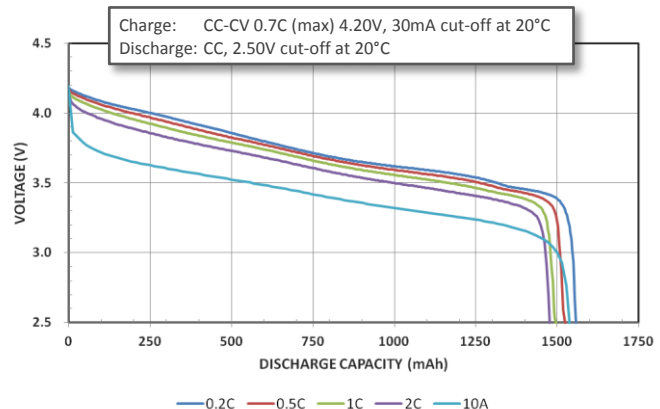
Charge: CC-CV 0.7C (max) 4.20V, 50mA cut-off at 20°C  
Discharge: CC 1C, 2.75V cut-off at 20°C

Under Construction

## Discharge Characteristics (by temperature)



## Discharge Characteristics (by rate of discharge)



The data in this document is for descriptive purposes only and is not intended to make or imply any guarantee or warranty.