

High Efficient Rectifier Diode

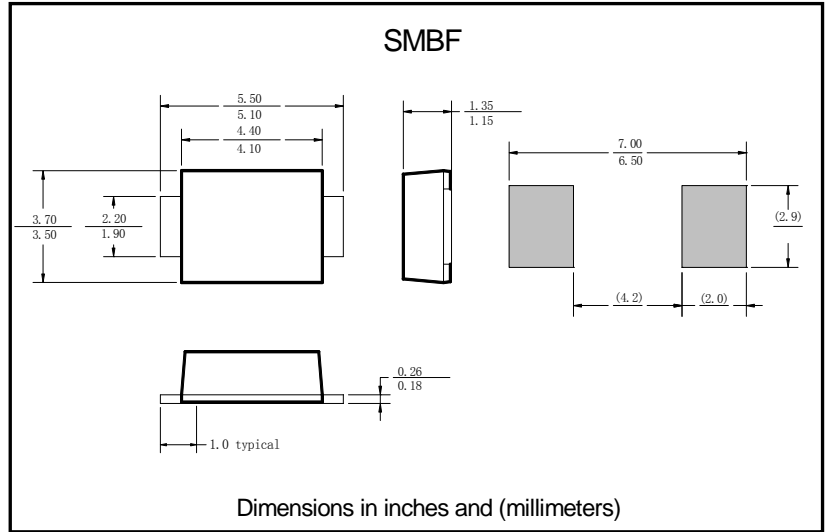
■特征 Features

- I_o 3.0A
- V_{RRM} 50V~1000V
- 玻璃钝化芯片
Glass passivated chip
- 耐正向浪涌电流能力高
High surge forward current capability

■用途 Applications

- 作一般电源单相整流
For general power supply single-phase rectifier

■外形尺寸和印记 Outline Dimensions and Mark



■极限值（绝对最大额定值）

Limiting Values (Absolute Maximum Rating)

| 参数名称 Item | 符号 Symbol | 单位 Unit | 条件 Conditions | US3 | | | | | | |
|--|--------------|------------------|--|------------|-----|-----|-----|-----|-----|------|
| | | | | AF | BF | DF | GF | JF | KF | MF |
| 反向重复峰值电压 Repetitive Peak Reverse Voltage | V_{RRM} | V | | 50 | 100 | 200 | 400 | 600 | 800 | 1000 |
| 平均整流输出电流 Average Rectified Output Current | I_o | A | 60Hz单向半波, 电阻负载, $T_a=75^\circ\text{C}$ 60Hz One-way half-wave, R-load, $T_a=75^\circ\text{C}$ | 3.0 | | | | | | |
| 正向（不重复）浪涌电流 Surge(Non-repetitive) Forward Current | I_{FSM} | A | 60Hz正弦波, 一个周期, $T_j=25^\circ\text{C}$ 60Hz sine wave, 1 cycle, $T_j=25^\circ\text{C}$ | 100 | | | | | | |
| 存储温度 Storage Temperature | T_{stg} | $^\circ\text{C}$ | | -55 ~ +150 | | | | | | |
| 结温 Junction Temperature | T_j | $^\circ\text{C}$ | | -55 ~ +150 | | | | | | |

■电特性（ $T_a=25^\circ\text{C}$ 除非另有规定）

Electrical Characteristics ($T_a=25^\circ\text{C}$ Unless otherwise specified)

| 参数名称 Item | 符号 Symbol | 单位 Unit | 测试条件 Test Condition | US3 | | | | | | |
|---|------------------|--------------------|---|-----|----|-----|-----|----|----|----|
| | | | | AF | BF | DF | GF | JF | KF | MF |
| 正向峰值电压 Peak Forward Voltage | V_{FM} | V | $I_{FM}=1.0\text{A}$ | 1.0 | | 1.3 | 1.7 | | | |
| 最大反向恢复时间 Maximum reverse recovery time | t_{rr} | ns | $I_F=0.5\text{A}, I_R=1.0\text{A}, I_{RR}=0.25\text{A}$ | 50 | | | 75 | | | |
| 反向峰值电流 Peak Reverse Current | I_{RRM} | μA | $V_{RM}=V_{RRM}, T_a=25^\circ\text{C}$ | 5 | | | | | | |
| 热阻 Thermal Resistance | $R_{\theta J-L}$ | $^\circ\text{C/W}$ | 结和引线之间 Between junction and lead | 20 | | | | | | |

■特性曲线（典型） Characteristics(Typical)

Fig.1 Forward Current Derating Curve

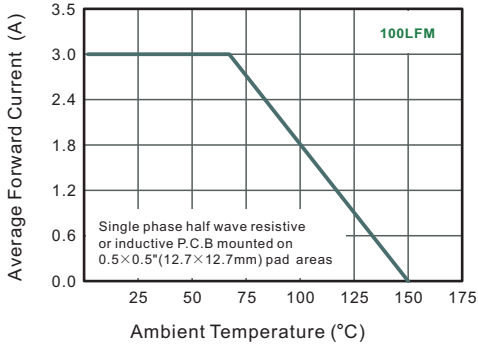


Fig.2 Typical Reverse Characteristics

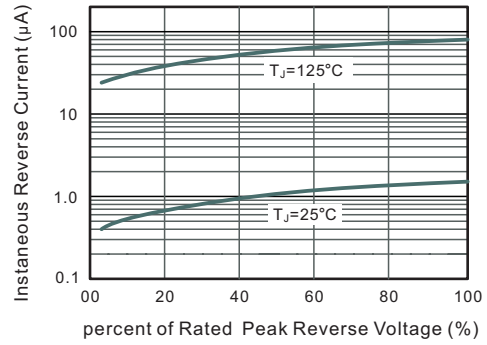


Fig.3 Typical Forward Characteristics

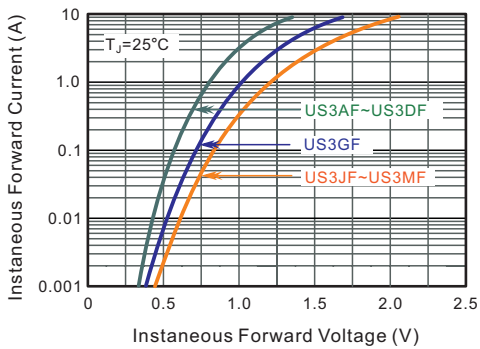


Fig.4 Maximum Non-Repetitive Peak Forward Surge Current

