



High-reliability discrete products
and engineering services since 1977

UT234-UT347, UT249-UT363, UT251-UT364, UT261-UT268

STANDARD RECOVERY RECTIFIERS

FEATURES

- Available as "HR" (high reliability) screened per MIL-PRF-19500, JANTX level. Add "HR" suffix to base part number.
- Available as non-RoHS (Sn/Pb plating), standard, and as RoHS by adding "-PBF" suffix.

MAXIMUM RATINGS

Peak Inverse Voltage	1 Amp Series	1.25 Amp Series	1.5 Amp Series	2 Amp Series
100V	UT236	UT249	UT251	UT261
200V	UT234	UT242	UT252	UT262
400V	UT235	UT244	UT254	UT264
500V	UT237	UT245	UT255	UT265
600V	UT238	UT247	UT257	UT267
800V	UT361	UT362	UT258	UT268
1000V	UT347	UT363	UT364	
Maximum Average D.C. Output Current @ T _A = 25°C @ T _A = 100°C	1.0A 0.5A	1.25A 0.65A	1.5A 0.75A	2.0A 1.0A
Non-Repetitive Sinusoidal Surge (8.3ms)	20A	20A	25A	30A
Operating and Storage Temperature Range	-195°C to +175°C			
Thermal Resistance	SEE LEAD TEMPERATURE DERATING CURVE			

ELECTRICAL CHARACTERISTICS (T_A = 25°C unless otherwise specified)

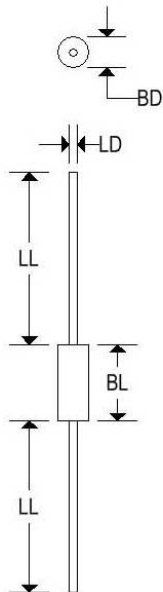
TYPE	PIV	MAXIMUM FORWARD VOLTAGE DROP	MAXIMUM LEAKAGE CURRENT @ PIV	
			25°C	100°C
UT261	100V	1V@900mA	2μA	75μA
UT262	200V			
UT264	400V			
UT265	500V			
UT267	600V			
UT268	800V			
UT251	100V	1V@750mA	2μA	75μA
UT252	200V			
UT254	400V			
UT255	500V			
UT257	600V			
UT258	800V			
UT364	1000V			
UT249	100V	1V@500mA	2μA	75μA
UT242	200V			
UT244	400V			
UT245	500V			
UT247	600V			
UT362	800V			
UT363	1000V			

ELECTRICAL CHARACTERISTICS ($T_A = 25^\circ\text{C}$ unless otherwise specified)

TYPE	PIV	MAXIMUM FORWARD VOLTAGE DROP	MAXIMUM LEAKAGE CURRENT @ PIV	
			25°C	100°C
UT236	100V	1V@400mA	2 μ A	75 μ A
UT234	200V			
UT235	400V			
UT237	500V			
UT238	600V			
UT361	800V			
UT347	1000V			

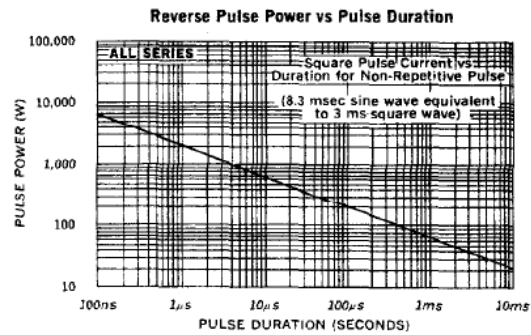
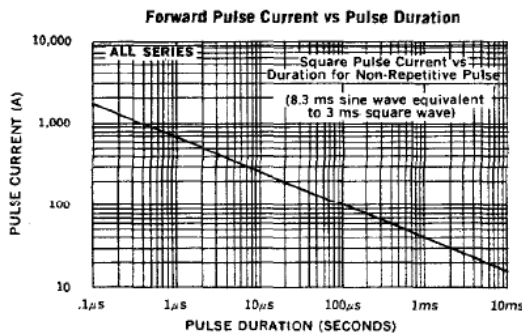
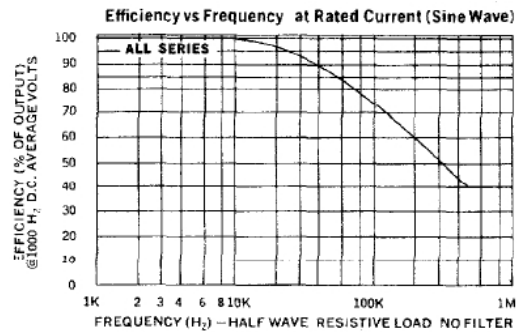
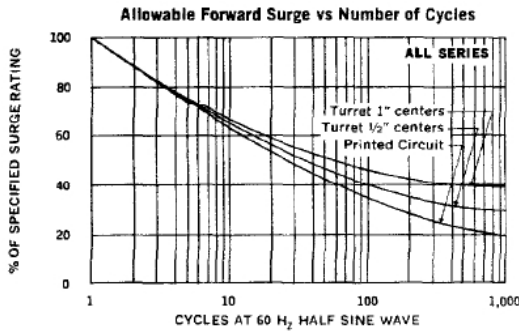
MECHANICAL CHARACTERISTICS

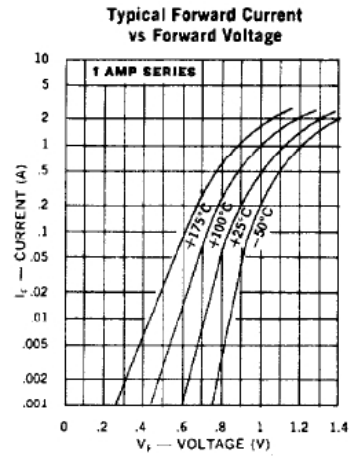
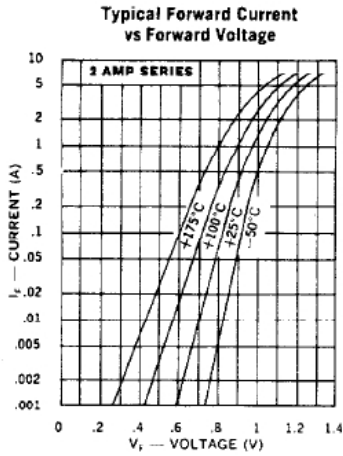
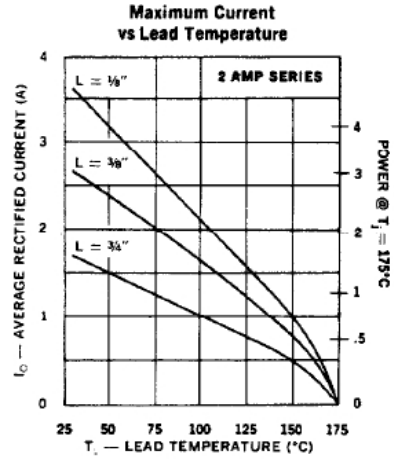
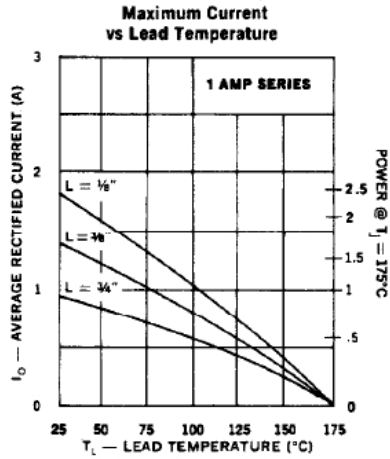
CASE:	Digi X
MARKING:	Body painted, alpha-numeric
POLARITY:	Cathode band



	Digi X			
	Inches		Millimeters	
	Min	Max	Min	Max
BD	0.055	0.095	1.397	2.413
BL	0.120	0.205	3.048	5.207
LD	0.028	0.032	0.711	0.813
LL	1.000	1.500	25.400	38.100

STANDARD RECOVERY RECTIFIERS





Typical Leakage Current vs. PIV

