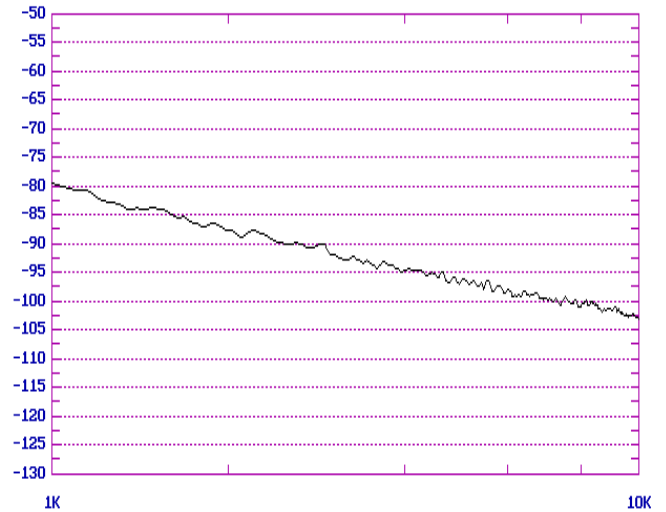




PHASE NOISE (1 Hz BW, typical)

$L(f)$ (dBc/Hz)



OFFSET (Hz)

FEATURES
<ul style="list-style-type: none"> • Frequency Range: 1500- 1900 MHz • Tuning Voltage: 0.8-20 Vdc • MINI-14S - Style Package
APPLICATIONS
<ul style="list-style-type: none"> • Satellite Communications • Test Instrumentation • Cable Modems

PERFORMANCE SPECIFICATIONS	VALUE	UNITS
Oscillation Frequency Range	1500 - 1900	MHz
Phase Noise @ 10 kHz offset (1 Hz BW, typ.)	-102	dBc/Hz
Harmonic Suppression (2nd, typ.)	-10	dBc
Tuning Voltage	0.8-20	Vdc
Tuning Sensitivity (avg.)	35	MHz/V
Power Output	6±2	dBm
Load Impedance	50	Ω
Input Capacitance (max.)	100	pF
Pushing	<5	MHz/V
Pulling (14 dB Return Loss, Any Phase)	<15	MHz
Operating Temperature Range	0 to 80	$^{\circ}$ C
Package Style	MINI-14S	

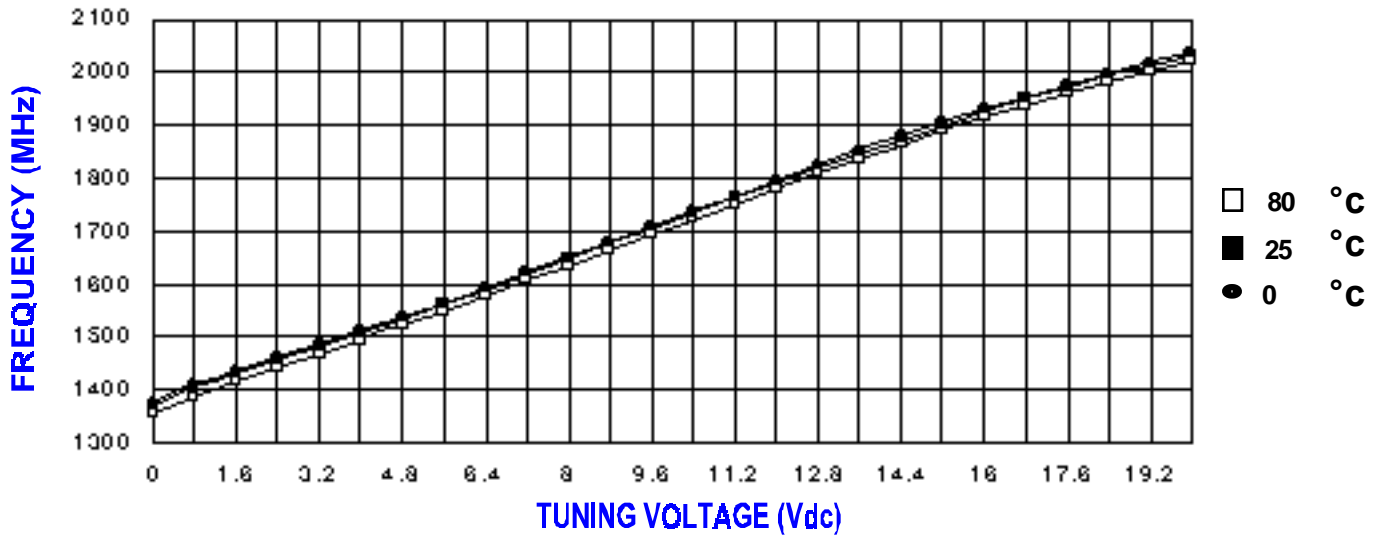
POWER SUPPLY REQUIREMENTS	VALUE	UNITS
Supply Voltage (Vcc, nom.)	10	Vdc
Supply Current (Icc, typ.)	15	mA

All specifications are typical unless otherwise noted and subject to change without notice.

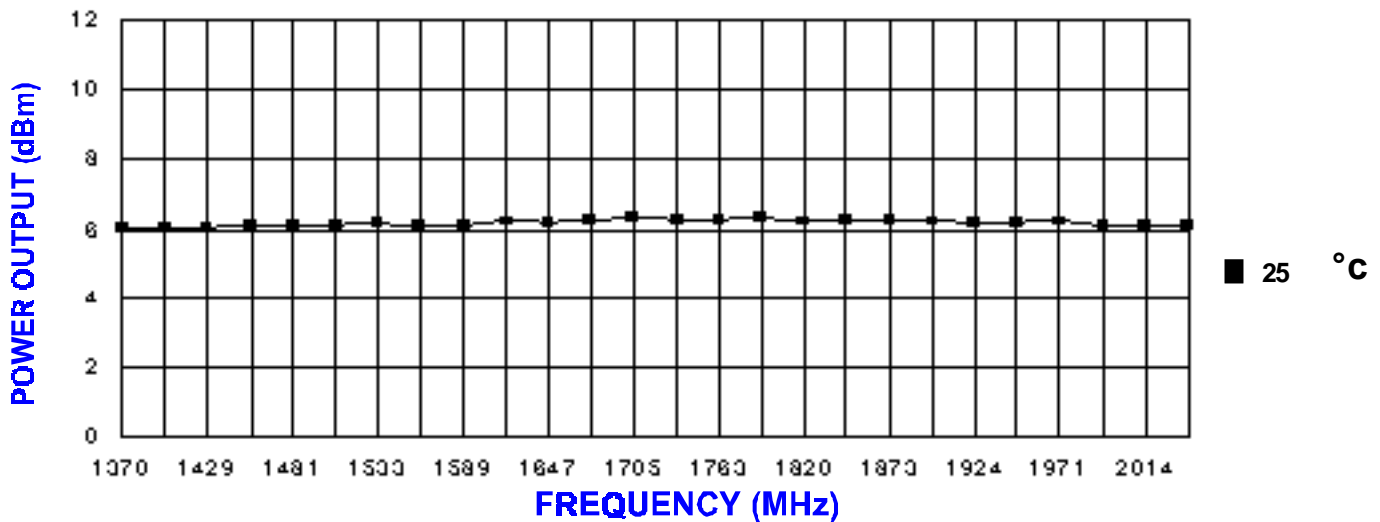
APPLICATION NOTES
<ul style="list-style-type: none"> • AN-100/1 : Mounting and Grounding of VCOs • AN-102 : Proper Output Loading of VCOs • AN-107 : How to Solder Z-COMM VCOs

NOTES:

TUNING CURVE, typ.



POWER CURVE, typ.



PHYSICAL DIMENSIONS

