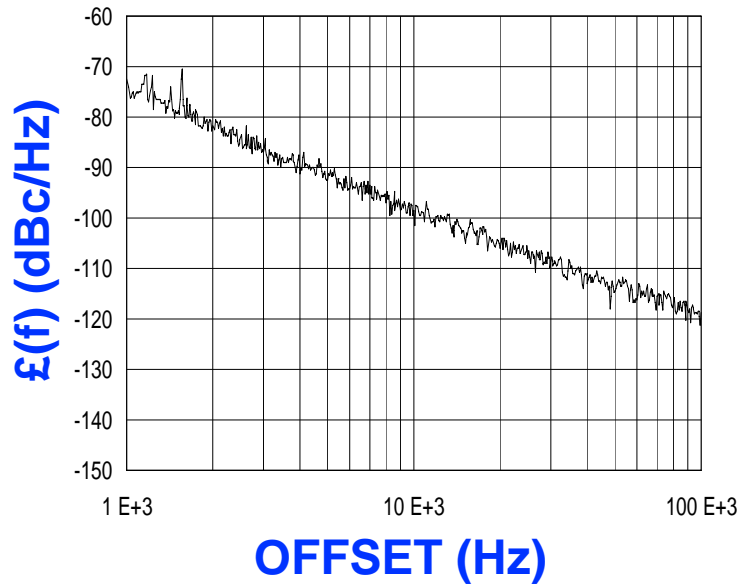


PHASE NOISE (1 Hz BW, typical)



FEATURES
• Frequency Range: 1200 - 2200 MHz
• Tuning Voltage: 1- 20 Vdc
• MINI-14S-UL - Style Package
APPLICATIONS
• Satellite Communications
• Test Instrumentation
• CATV Headend Equipment

PERFORMANCE SPECIFICATIONS	VALUE	UNITS
Oscillation Frequency Range	1200 - 2200	MHz
Phase Noise @ 10 kHz offset (1 Hz BW, typ.)	-99	dBc/Hz
Harmonic Suppression (2nd, typ.)	-10	dBc
Tuning Voltage	1- 20	Vdc
Tuning Sensitivity (avg.)	73	MHz/V
Power Output	8±3	dBm
Load Impedance	50	Ω
Input Capacitance (max.)	100	pF
Pushing	<3	MHz/V
Pulling (14dB Return Loss, Any Phase)	<18	MHz
Operating Temperature Range	-40 to 85	°C
Package Style	MINI-14S-UL	

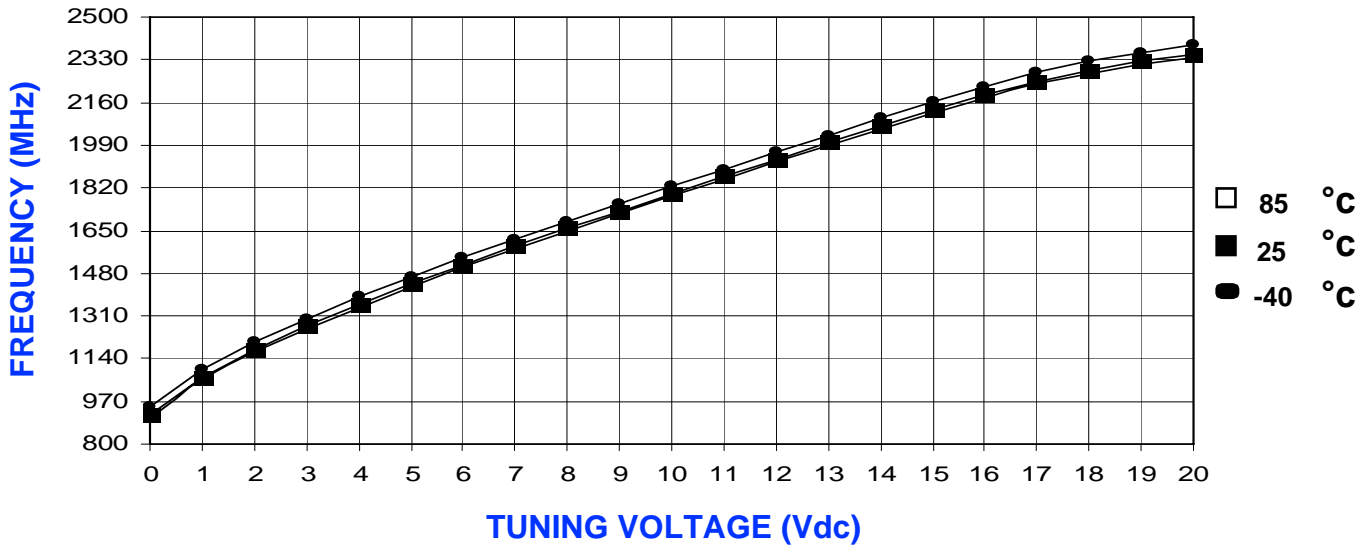
POWER SUPPLY REQUIREMENTS	VALUE	UNITS
Supply Voltage (Vcc, nom.)	8	Vdc
Supply Current (Icc, typ.)	15	mA

All specifications are typical unless otherwise noted and subject to change without notice.

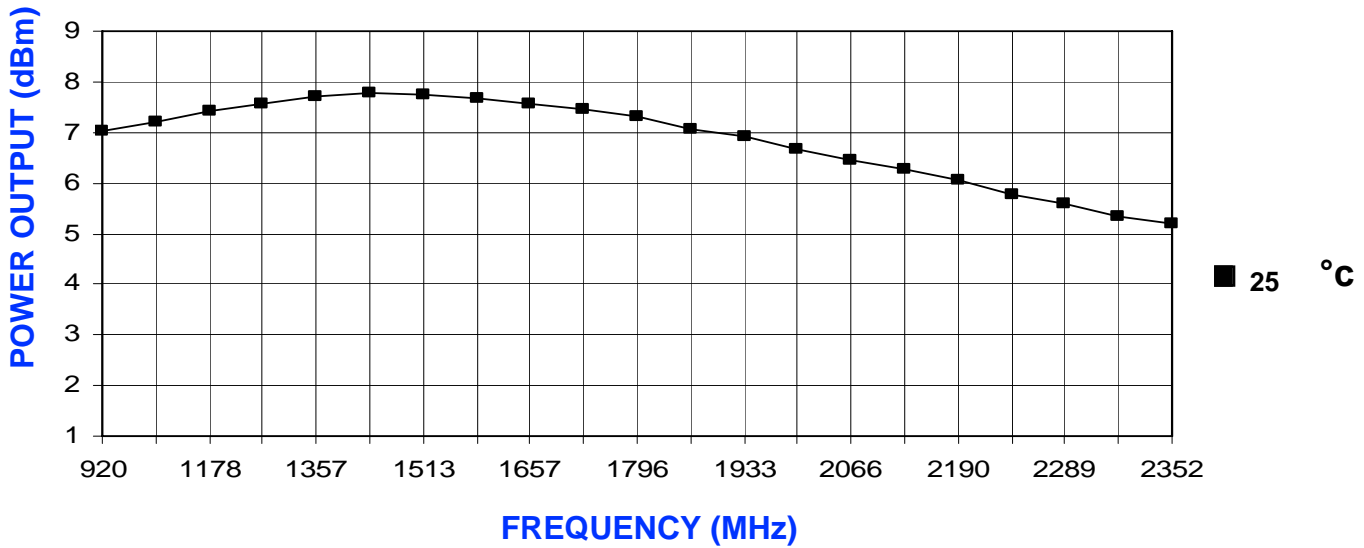
APPLICATION NOTES
• AN-100/1 : Mounting and Grounding of VCOs
• AN-102 : Proper Output Loading of VCOs
• AN-107 : How to Solder Z-COMM VCOs

NOTES:

TUNING CURVE, typ.



POWER CURVE, typ.



PHYSICAL DIMENSIONS

