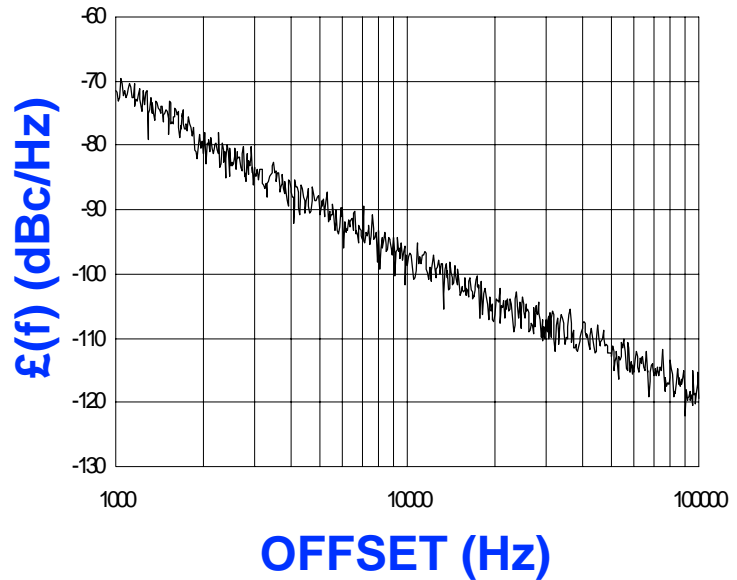


**PHASE NOISE (1 Hz BW, typical)**



FEATURES
<ul style="list-style-type: none"> <li>• Frequency Range: 2200 - 2700 MHz</li> <li>• Tuning Voltage: 0.5-18 Vdc</li> <li>• MINI-14H-L - Style Package</li> </ul>
APPLICATIONS
<ul style="list-style-type: none"> <li>• Digital Radios</li> <li>• Earthstations</li> <li>• Satellite Modems</li> </ul>

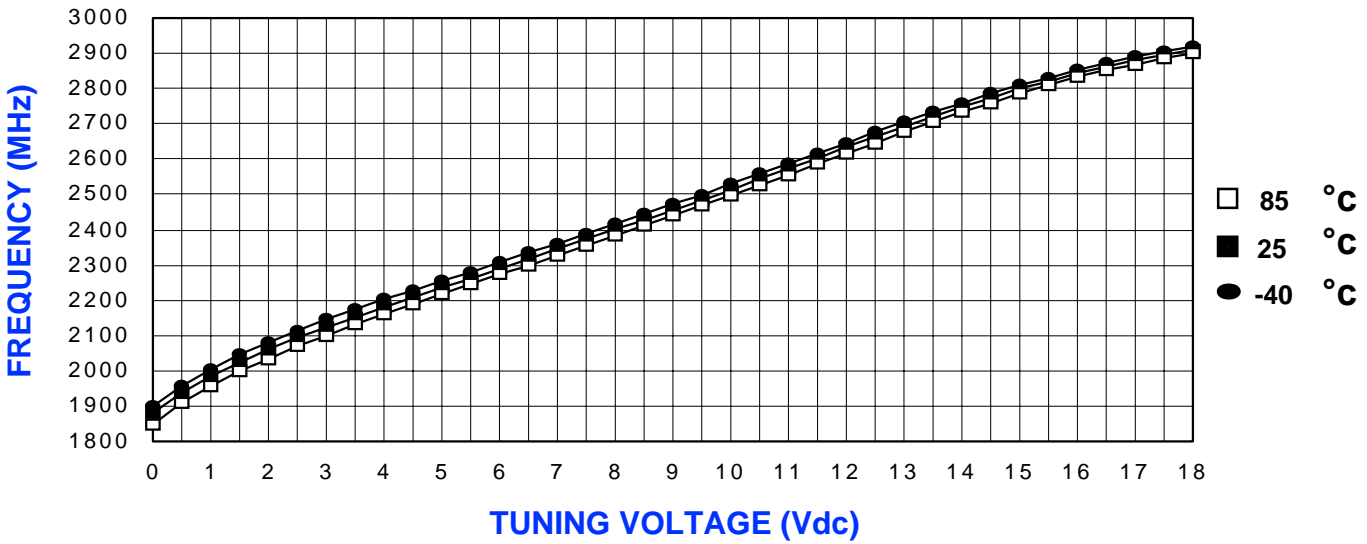
PERFORMANCE SPECIFICATIONS	VALUE	UNITS
Oscillation Frequency Range	2200 - 2700	MHz
Phase Noise @ 10 kHz offset (1 Hz BW, typ.)	-96	dBc/Hz
Harmonic Suppression (2nd, typ.)	-14	dBc
Tuning Voltage	0.5-18	Vdc
Tuning Sensitivity (avg.)	57	MHz/V
Power Output	7±3	dBm
Load Impedance	50	$\Omega$
Input Capacitance (max.)	50	pF
Pushing	<5	MHz/V
Pulling (14 dB Return Loss, Any Phase)	<15	MHz
Operating Temperature Range	-40 to 85	$^{\circ}\text{C}$
Package Style	MINI-14H-L	
POWER SUPPLY REQUIREMENTS		
Supply Voltage (Vcc, nom.)	5	Vdc
Supply Current (Icc, typ.)	22	mA

All specifications are typical unless otherwise noted and subject to change without notice.

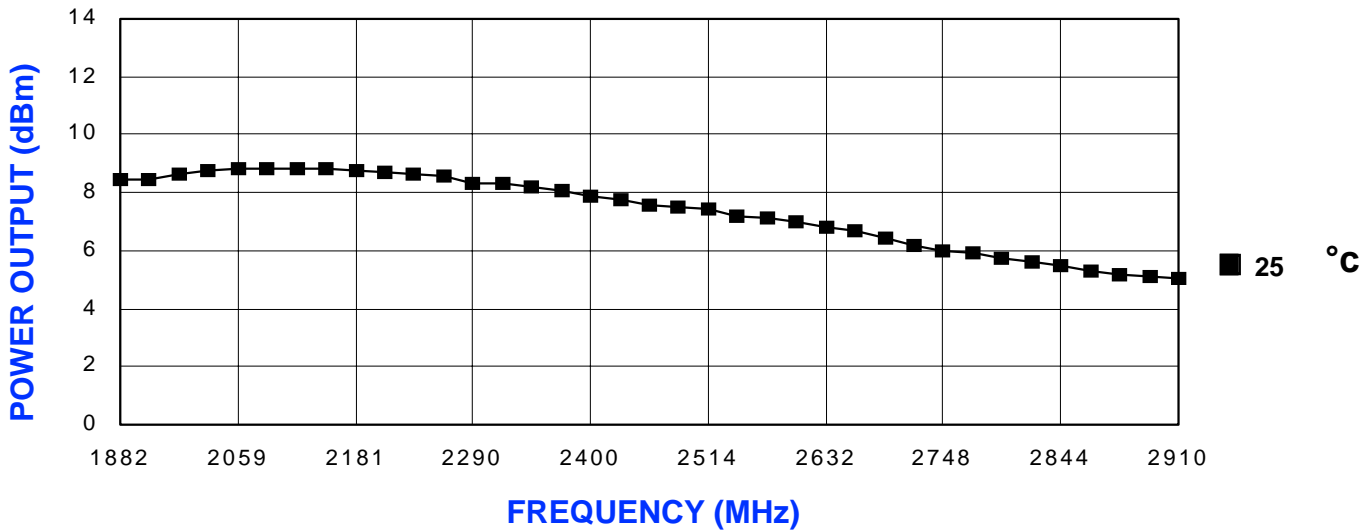
APPLICATION NOTES
<ul style="list-style-type: none"> <li>• AN-100/1 : Mounting and Grounding of VCOs</li> <li>• AN-102 : Proper Output Loading of VCOs</li> <li>• AN-107 : How to Solder Z-COMM VCOs</li> </ul>

**NOTES:**

TUNING CURVE, typ.



POWER CURVE, typ.



PHYSICAL DIMENSIONS

