

## NON-ISOLATED DC/DC CONVERTERS

### 12V Input / 0.9V – 5.0V Output / 5A

**bel**  
POWER PRODUCTS

BP03x7AH-05A

### S7AH-05A / V7AH-05A Series

- Nonisolated
- Compact, low profile surface mount package
- Fixed frequency
- High efficiency means less power dissipation
- Excellent thermal performance
- Optimized for cost
- Remote on/off
- Undervoltage lockout (UVLO)
- Over current and short circuit protection



### Description

The Bel S7AH-05A and V7AH-05A modules are a series of non-isolated, step down DC/DC power converters that operate from a nominal 12V source. These converters are available in a range of output voltages from 0.9V to 5.0V. They are packaged in a compact, overmolded package rated at 5A. Optional lead forming provides a vertical mount product for minimal footprint or a surface mount option for a very low profile. Standard features include remote on/off, over current and short circuit protection, output voltage adjust and industrial temperature ranges (-40° to +85° C). The output is closely regulated and the efficiency is typically 91.5% at full load. These products may be used almost anywhere low voltage silicon is employed and a 12V source is available. Typical applications include file servers, routers, line cards and other computing and communications equipment.

### Applications

- Distributed power architectures
- Data networking equipment
- Telecommunications
- Computers and peripherals

### Part Number Selection

Output Voltage	Input Voltage	Max. Output Current	Max. Output Power	Typical Efficiency	Part Number Surface Mount	Part Number Vertical Mount
5.0V	12V	5A	25W	91.5%	S7AH-05A500	V7AH-05A500
5.0V	12V	5A	25W	91.5%	S7AH-05A50F*	V7AH-05A50F*
3.3V	12V	5A	16.5W	88%	S7AH-05A330	V7AH-05A330
2.5V	12V	5A	12.5W	86%	S7AH-05A250	V7AH-05A250
1.8V	12V	5A	9.0W	83%	S7AH-05A180	V7AH-05A180
1.5V	12V	5A	7.5W	81%	S7AH-05A150	V7AH-05A150
1.2V	12V	5A	6.0W	78%	S7AH-05A120	V7AH-05A120
1.0V	12V	5A	5.0W	76%	S7AH-05A100	V7AH-05A100
0.9V	12V	5A	4.5W	73%	S7AH-05A090	V7AH-05A090
0.9 ~ 3.63V	12V	5A	18.2W	88%	S7AH-05A1A0	V7AH-05A1A0
0.9 ~ 3.63V	12V	5A	18.2W	88%	S7AH-05A1AF*	V7AH-05A1AF*

\* F indicates fast start up.

©2004 Bel Fuse Inc. Specifications subject to change without notice. 03.04

www.DataSheet4U.com

BP03x7AH-05A

## Absolute Maximum Ratings

Parameter	Symbol	Min	Typical	Max	Unit
Continuous Input Voltage	Vin	-0.3		15	V
Output Enable Terminal Voltage	Vouten	-0.3		15	V
Ambient Temperature	Tamb	-40		85	°C
Storage Temperature	Tstor	-40		125	°C

Note: Use beyond the maximum ratings may cause a reliability degradation of the DC/DC converter or may permanently damage the device.

## Input Specifications

Parameter	Module	Symbol	Min	Typical	Max	Units
Operating Input Voltage	All	Vin	10.8		13.2	V
Input Current	5.0V 3.3V 2.5V 1.8V 1.5V 1.2V 1.0V 0.9V	Iin			2.8 2.0 1.5 1.2 1.0 0.8 0.7 0.65	A
No Load Input Current	All				50	mA
Remote Off Input Current	All			3	10	mA
Input Reflected Ripple Current <sup>1</sup>	All			50		mA <sub>rms</sub>
Input Reflected Ripple Current (P-P) <sup>1</sup>	All			150		mApk
I <sup>2</sup> t Inrush Current Transient	All			0.006	0.012	A <sup>2</sup> s
Turn On Voltage Threshold	All			9.8		V
Turn Off Voltage Threshold	All		8.5	9.0	9.6	V

Note: Input capacitance one 270μF/16V, ESR = 0.018 Ω max at 100kHz @ 25° C.

1. With simulated source impedance of 500nH, 5Hz to 20MHz.

# NON-ISOLATED DC/DC CONVERTERS

## 12V Input / 0.9V – 5.0V Output / 5A



BP03x7AH-05A

### Output Specifications

Parameter	Module	Symbol	Min	Typical	Max	Units
Output Voltage Set Point <sup>1</sup>	5.0V	Vout	4.9	5	5.1	V
	3.3V		3.247	3.3	3.353	
	2.5V		2.460	2.5	2.540	
	1.8V		1.771	1.8	1.829	
	1.5V		1.476	1.5	1.524	
	1.2V		1.181	1.2	1.219	
	1.0V		0.984	1.0	1.016	
	0.9V		0.886	0.9	0.914	
Load Regulation	5.0V			15	30	mV
	3.3V			8	20	
	2.5V			8	20	
	1.8V			5	15	
	1.5V			5	15	
	1.2V			5	15	
	1.0V			5	15	
	0.9V			4	15	
Line Regulation	5.0V			3	10	mV
	3.3V			3	10	
	2.5V			3	10	
	1.8V			2	10	
	1.5V			2	10	
	1.2V			2	10	
	1.0V			1	10	
	0.9V			1	10	
Regulation Over Temperature (-40° to 85° C)	5.0V			40	70	mV
	3.3V			40	70	
	2.5V			35	70	
	1.8V			20	40	
	1.5V			15	30	
	1.2V			10	20	
	1.0V			6	12	
	0.9V			5	10	
Total Output Voltage Regulation (-40° to 85° C)	5.0V			58	110	mV
	3.3V			51	100	
	2.5V			46	100	
	1.8V			27	65	
	1.5V			22	45	
	1.2V			17	45	
	1.0V			12	37	
	0.9V			10	35	

Note: All specifications are typical at nominal input, full load at 25° C unless otherwise stated.

1. Vin = 12V, Iout = full load, Ta = 25° C.

BP03x7AH-05A

### Output Specifications

Parameter	Module	Symbol	Min	Typical	Max	Units
Output Ripple and Noise <sup>2</sup>	5.0V			70	100	mVp-p
	3.3V			70	100	
	2.5V			60	100	
	1.8V			50	100	
	1.5V			50	80	
	1.2V			40	80	
	1.0V			30	60	
	0.9V			30	60	
Output Ripple and Noise <sup>2</sup>	5.0V			30	60	mVrms
	3.3V			30	60	
	2.5V			30	60	
	1.8V			20	40	
	1.5V			20	40	
	1.2V			15	30	
	1.0V			15	30	
	0.9V			10	20	
Output Current Range	All	I <sub>out</sub>	0		5	A
Output DC Current Limit	All	I <sub>outlim</sub>	6		12.5	A
Short Circuit Surge	5.0V	I <sub>outsurge</sub>		0.9	1.8	A <sup>2</sup> s
	3.3V		0.60	1.2		
	2.5V		0.70	1.4		
	1.8V		0.85	1.7		
	1.5V		0.85	1.7		
	1.2V		1.05	2.1		
	1.0V		1.1	2.2		
	0.9V		1.1	2.2		
Turn on Time	5.0V	T <sub>on</sub>		180	250	ms
	3.3V		130	200		
	2.5V		130	200		
	1.8V		130	200		
	1.5V		130	200		
	1.2V		130	200		
	1.0V		130	200		
	0.9V		130	200		
	0.9V		130	200		
	0.9V		130	200		
Turn on Time <sup>3</sup>	0.9V - 5.0V	T <sub>on</sub>		10	20	ms
Overshoot at Turn On	All			0	3	%
Overshoot at Turn On <sup>3</sup>	1.2 - 5.0V			0	3	%
	0.9V - 1.0V			3	10	
Output Capacitance	All	C <sub>out</sub>	0		2200	μF

Note: All specifications are typical at nominal input, full load at 25° C unless otherwise stated.

2. 0 - 20MHz, 22μF/6.3V X5R ceramic cap on output (10μF/10V X5R ceramic cap for 5.0V module).

3. For fast start up modules.

# NON-ISOLATED DC/DC CONVERTERS

## 12V Input / 0.9V – 5.0V Output / 5A



BP03x7AH-05A

### Output Specifications

Parameter	Module	Symbol	Min	Typical	Max	Units
<b>Transient Response <sup>3</sup></b>						
$\Delta V$ 50% to 100% of Max Load	5.0V			100	150	mV
Settling Time		Ts		60	100	$\mu s$
$\Delta V$ 100% to 50% of Max Load				100	150	mV
Settling Time		Ts		60	100	$\mu s$
<b>Transient Response <sup>3</sup></b>						
$\Delta V$ 50% to 100% of Max Load	3.3V			100	150	mV
Settling Time		Ts		50	80	$\mu s$
$\Delta V$ 100% to 50% of Max Load				100	150	mV
Settling Time		Ts		50	80	$\mu s$
<b>Transient Response <sup>3</sup></b>						
$\Delta V$ 50% to 100% of Max Load	2.5V			100	150	mV
Settling Time		Ts		50	80	$\mu s$
$\Delta V$ 100% to 50% of Max Load				100	150	mV
Settling Time		Ts		50	80	$\mu s$
<b>Transient Response <sup>3</sup></b>						
$\Delta V$ 50% to 100% of Max Load	1.8V			100	150	mV
Settling Time		Ts		50	80	$\mu s$
$\Delta V$ 100% to 50% of Max Load				100	150	mV
Settling Time		Ts		50	80	$\mu s$

Note: All specifications are typical at nominal input, full load at 25° C unless otherwise stated.  
 3. di/dt = 0.5A/ $\mu s$ , Ta = 25° C. 0.9V ~ 3.3V modules with 220 $\mu F$ /6.3V Tant cap (5.0V module with 100 $\mu F$ /10V tant cap).

BP03x7AH-05A

## Output Specifications

Parameter	Module	Symbol	Min	Typical	Max	Units
<b>Transient Response <sup>3</sup></b>						
$\Delta V$ 50% to 100% of Max Load	1.5V			80	120	mV
Settling Time		Ts		50	80	$\mu s$
$\Delta V$ 100% to 50% of Max Load				80	120	mV
Settling Time		Ts		50	80	$\mu s$
<b>Transient Response <sup>3</sup></b>						
$\Delta V$ 50% to 100% of Max Load	1.2V			80	120	mV
Settling Time		Ts		50	80	$\mu s$
$\Delta V$ 100% to 50% of Max Load				80	120	mV
Settling Time		Ts		50	80	$\mu s$
<b>Transient Response <sup>3</sup></b>						
$\Delta V$ 50% to 100% of Max Load	1.0V			80	120	mV
Settling Time		Ts		50	80	$\mu s$
$\Delta V$ 100% to 50% of Max Load				80	120	mV
Settling Time		Ts		50	80	$\mu s$
<b>Transient Response <sup>3</sup></b>						
$\Delta V$ 50% to 100% of Max Load	0.9V			80	120	mV
Settling Time		Ts		50	80	$\mu s$
$\Delta V$ 100% to 50% of Max Load				80	120	mV
Settling Time		Ts		50	80	$\mu s$

Note: All specifications are typical at nominal input, full load at 25° C unless otherwise stated.

3. di/dt = 0.5A/ $\mu s$ , Ta = 25° C. 0.9V ~ 3.3V modules with 220 $\mu F$ /6.3V Tant cap (5.0V module with 100 $\mu F$ /10V tant cap).

# NON-ISOLATED DC/DC CONVERTERS

## 12V Input / 0.9V – 5.0V Output / 5A



BP03x7AH-05A

### General Specifications

Parameter	Module	Symbol	Min	Typical	Max	Units
Efficiency <sup>1</sup>	5.0V	$\eta$	89	91		%
	3.3V		86	88		
	2.5V		84	86		
	1.8V		81	83		
	1.5V		79	81		
	1.2V		76	78		
	1.0V		74	76		
	0.9V		71	73		
Switching Frequency	0.9V ~ 3.3V	Fsw	210	250	290	kHz
	5.0V		330	370	410	
Output Voltage Trim Range (Wide Trim) <sup>2</sup>	0.9V				403	%
Output Voltage Trim Range (Narrow Trim) <sup>2</sup>	5.0V		90		110	%
	3.3V		90		110	
	2.5V		90		110	
	1.8V		90		110	
	1.5V		90		110	
	1.2V		90		110	
	1.0V		90		110	
	0.9V		90		110	
Weight	All			4.9		g

1. Vin=12V, full load and Ta=25° C.

2. See graphs on pages 17-25.

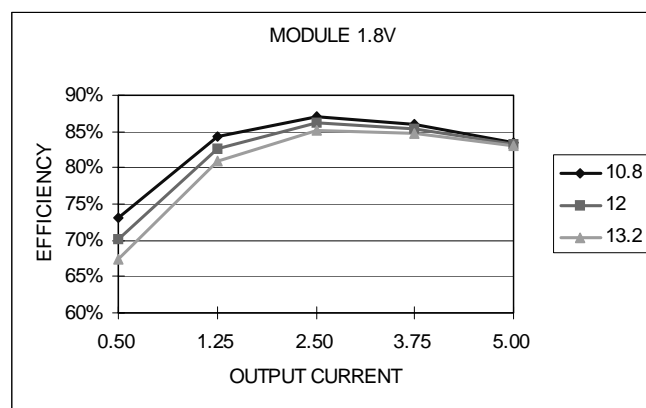
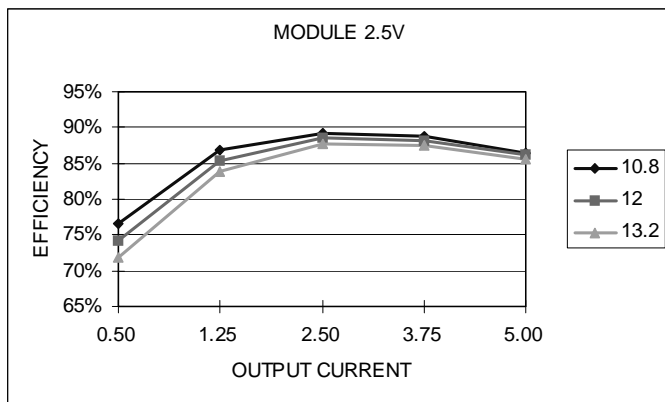
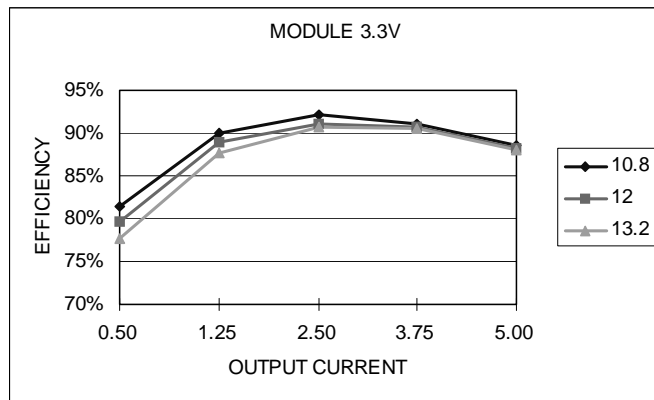
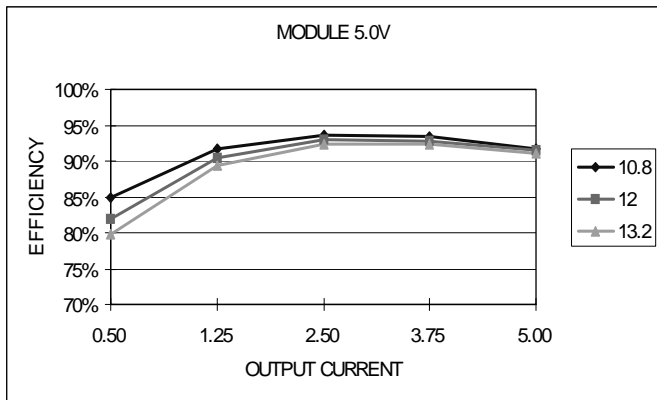
### Control Specifications

Parameter	Module	Symbol	Min	Typical	Max	Units
Remote On/Off <sup>3</sup>	All	Vouten				V
Signal Low (Unit Off)	All		-0.3		1	V
Signal High (Unit On)	All		2.8		13.2	V

3. With remote on/off pin 1 open, the module is on.

BP03x7AH-05A

**Efficiency Data**





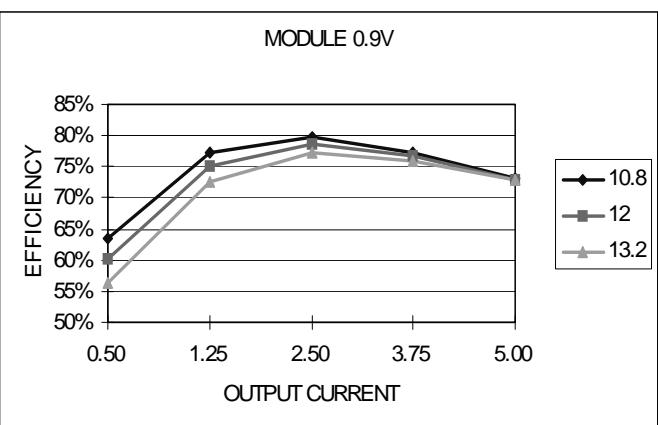
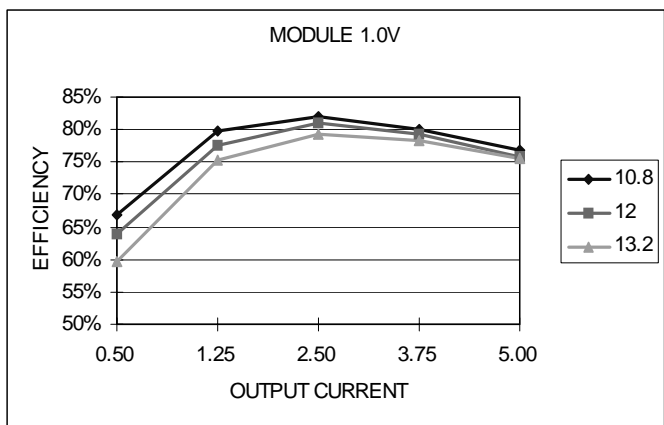
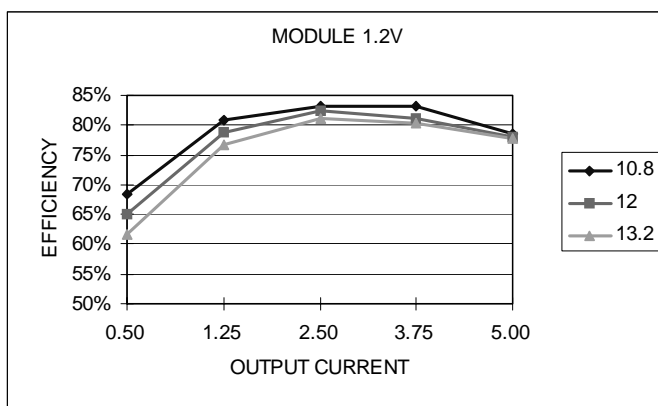
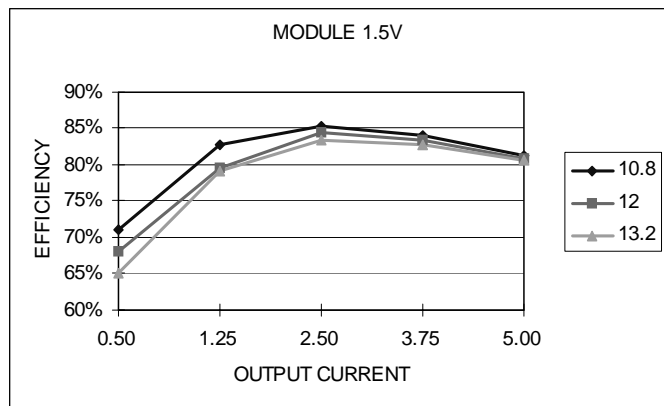
# NON-ISOLATED DC/DC CONVERTERS

12V Input / 0.9V – 5.0V Output / 5A



BP03x7AH-05A

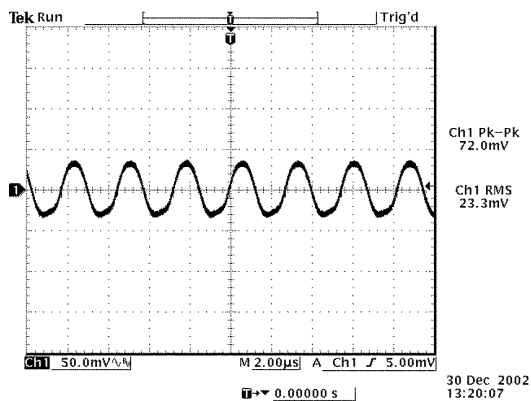
## Efficiency Data



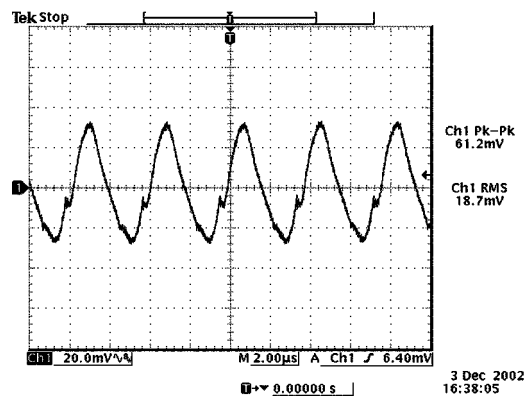
BP03x7AH-05A

### Ripple and Noise

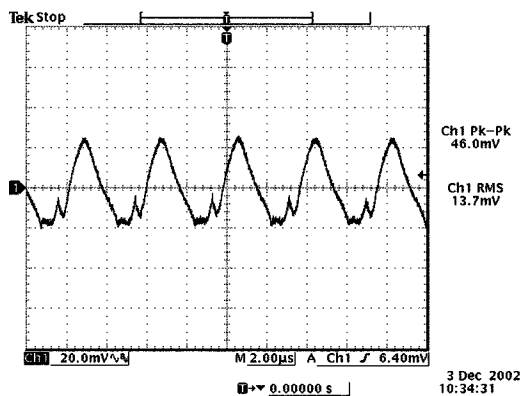
0.9V ~ 3.3V modules with 22 $\mu$ F/6.3V X5R ceramic cap at the output.  
5.0V module with 10 $\mu$ F/10V X5R ceramic cap at the output.



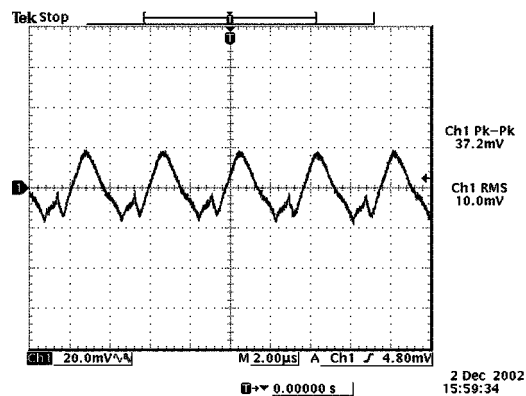
Ripple and noise at full load and 12Vdc input,  
5.0Vdc output and  $T_a=25^\circ\text{C}$



Ripple and noise at full load and 12Vdc input,  
3.3Vdc output and  $T_a=25^\circ\text{C}$



Ripple and noise at full load and 12Vdc input,  
2.5Vdc output and  $T_a=25^\circ\text{C}$



Ripple and noise at full load and 12Vdc input,  
1.8Vdc output and  $T_a=25^\circ\text{C}$

# NON-ISOLATED DC/DC CONVERTERS

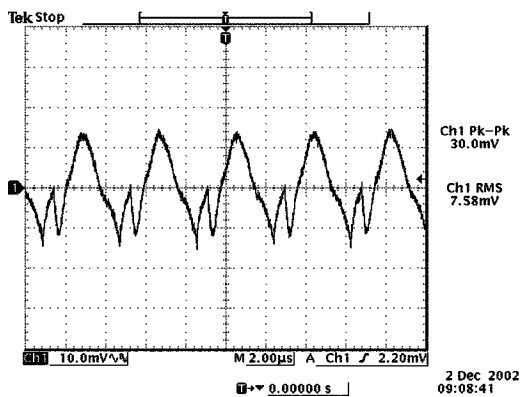
## 12V Input / 0.9V – 5.0V Output / 5A

**bel**  
POWER PRODUCTS

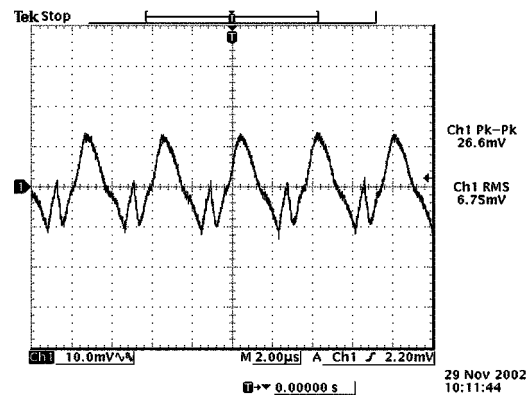
BP03x7AH-05A

### Ripple and Noise

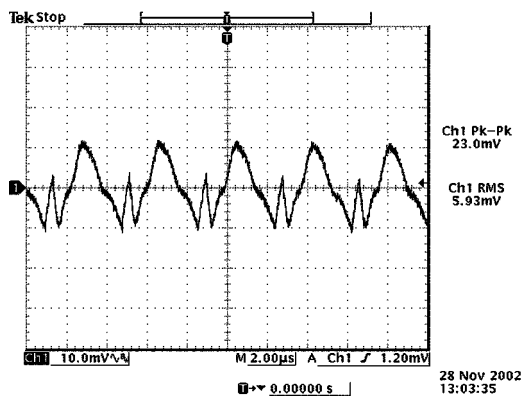
0.9V ~ 3.3V modules with 22 $\mu$ F/6.3V X5R ceramic cap at the output.  
5.0V module with 10 $\mu$ F/10V X5R ceramic cap at the output.



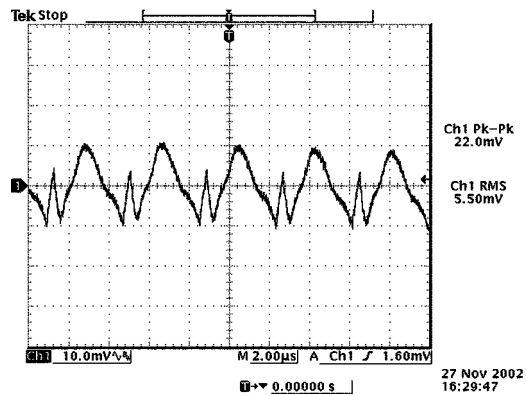
Ripple and noise at full load and 12Vdc input, 1.5Vdc output and  $T_a=25^\circ\text{C}$



Ripple and noise at full load and 12Vdc input, 1.2Vdc output and  $T_a=25^\circ\text{C}$



Ripple and noise at full load and 12Vdc input, 1.0Vdc output and  $T_a=25^\circ\text{C}$



Ripple and noise at full load and 12Vdc input, 0.9Vdc output and  $T_a=25^\circ\text{C}$



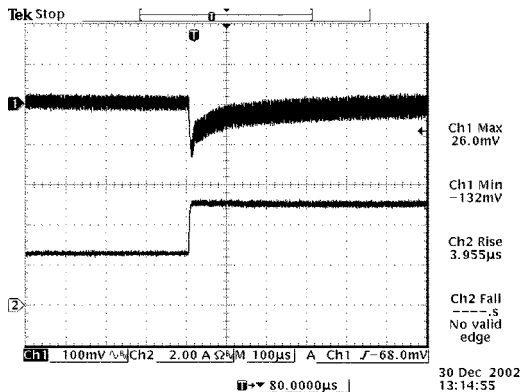
# NON-ISOLATED DC/DC CONVERTERS

## 12V Input / 0.9V – 5.0V Output / 5A

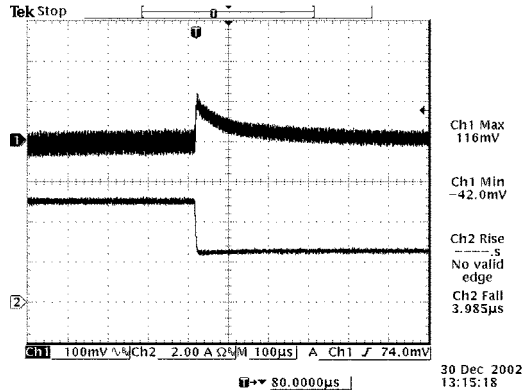
BP03x7AH-05A

### Transient Response

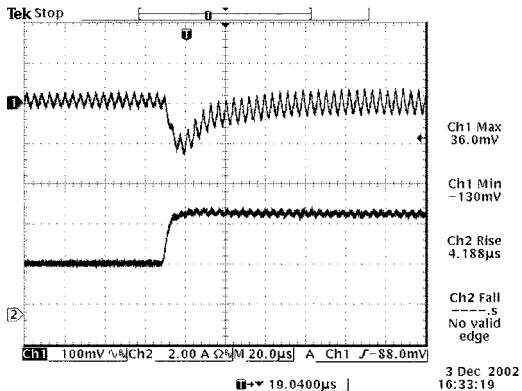
Transient response:  $di/dt = 0.5A/\mu S$ , 0.9V ~ 3.3V modules with 220 $\mu F$ /6.3V tant cap, 5.0V module with 100 $\mu F$ /10V tant cap.



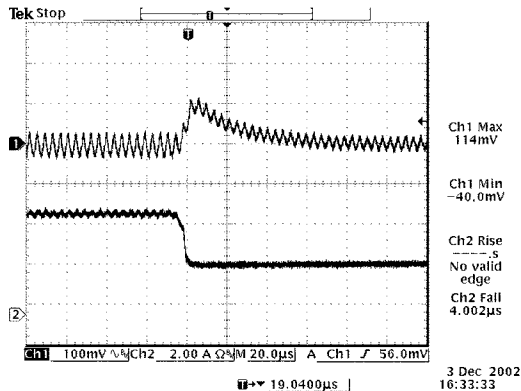
Vout=5.0V  
50% to 100% load transients at 12V input and Ta=25° C



Vout=5.0V  
100% to 50% load transients at 12V input and Ta=25° C



Vout=3.3V  
50% to 100% load transients at 12V input and Ta=25° C



Vout=3.3V  
100% to 50% load transients at 12V input and Ta=25° C

# NON-ISOLATED DC/DC CONVERTERS

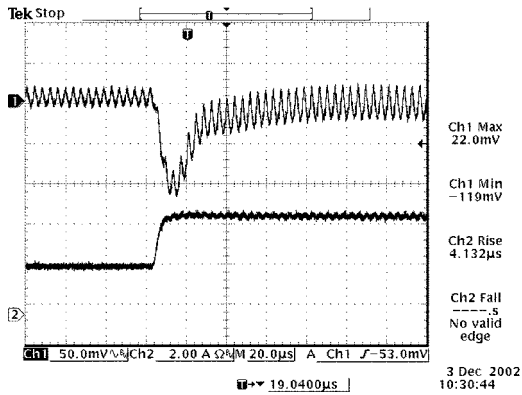
## 12V Input / 0.9V – 5.0V Output / 5A



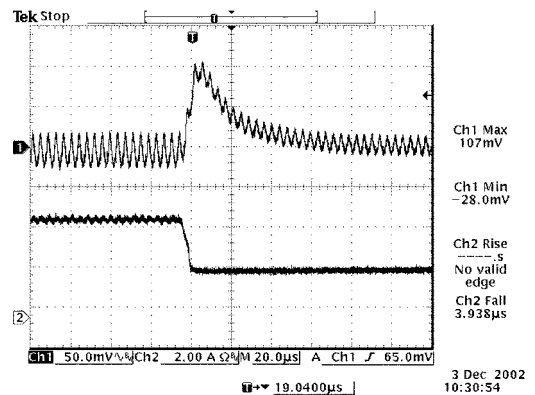
BP03x7AH-05A

### Transient Response

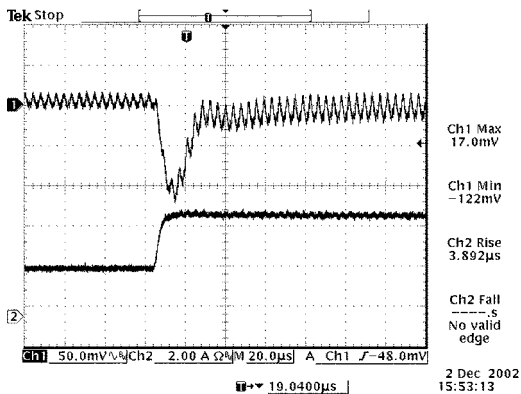
Transient response:  $di/dt = 0.5A/\mu S$ , 0.9V ~ 3.3V modules with 220 $\mu F/6.3V$  tant cap, 5.0V module with 100 $\mu F/10V$  tant cap.



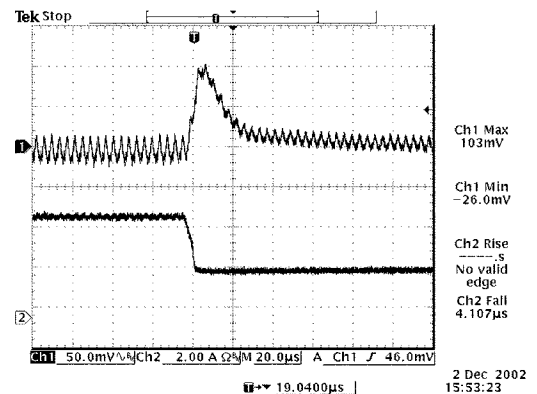
Vout=2.5V  
50% to 100% load transients at 12V input and Ta=25° C



Vout=2.5V  
100% to 50% load transients at 12V input and Ta=25° C



Vout=1.8V  
50% to 100% load transients at 12V input and Ta=25° C

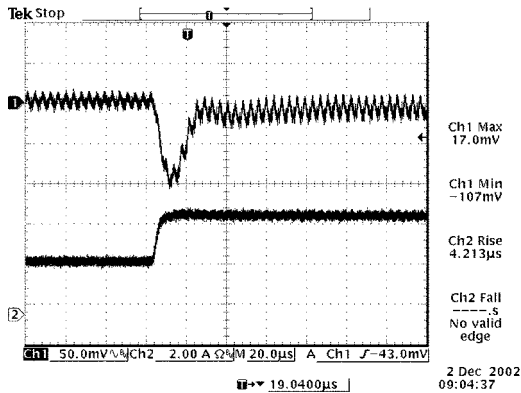


Vout=1.8V  
100% to 50% load transients at 12V input and Ta=25° C

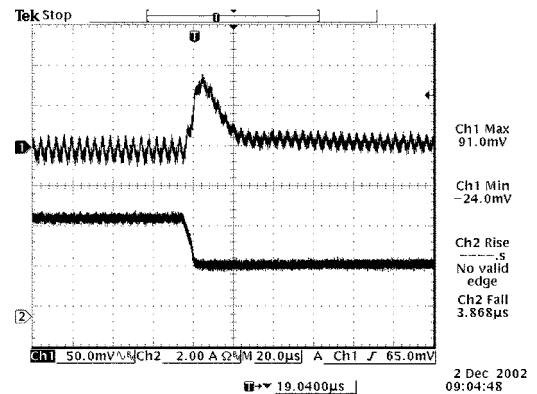
BP03x7AH-05A

### Transient Response

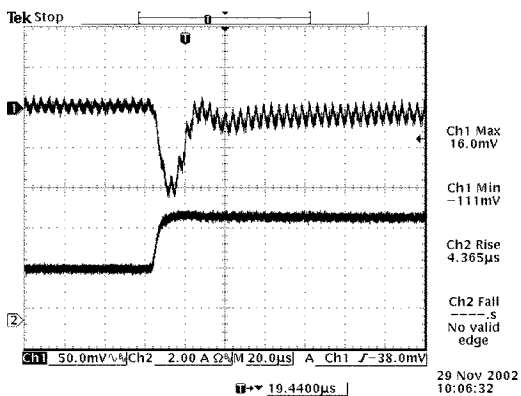
Transient response:  $di/dt = 0.5A/\mu S$ , 0.9V ~ 3.3V modules with 220 $\mu F$ /6.3V tant cap, 5.0V module with 100 $\mu F$ /10V tant cap.



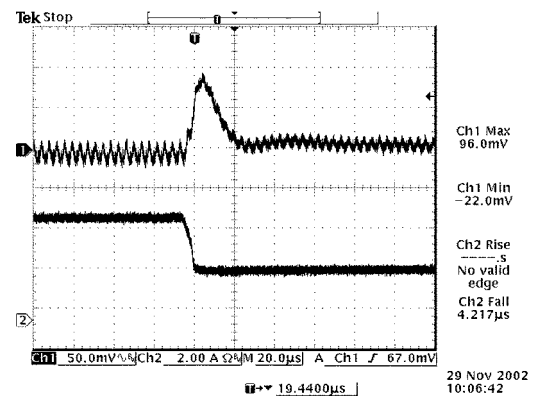
Vout=1.5V  
50% to 100% load transients at 12V input and Ta=25° C



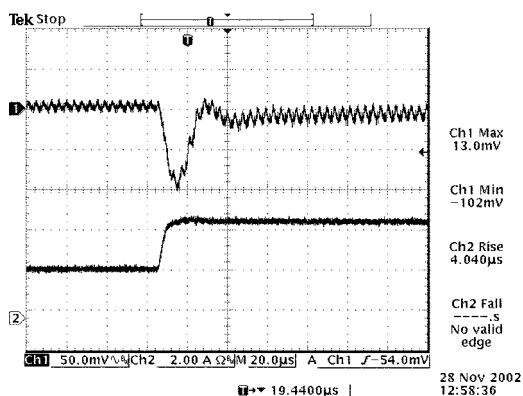
Vout=1.5V  
100% to 50% load transients at 12V input and Ta=25° C



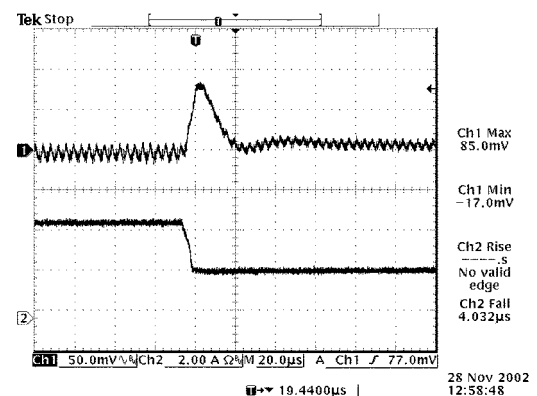
Vout=1.2V  
50% to 100% load transients at 12V input and Ta=25° C



Vout=1.2V  
100% to 50% load transients at 12V input and Ta=25° C



Vout=1.0V  
50% to 100% load transients at 12V input and Ta=25° C



Vout=1.0V  
100% to 50% load transients at 12V input and Ta=25° C

# NON-ISOLATED DC/DC CONVERTERS

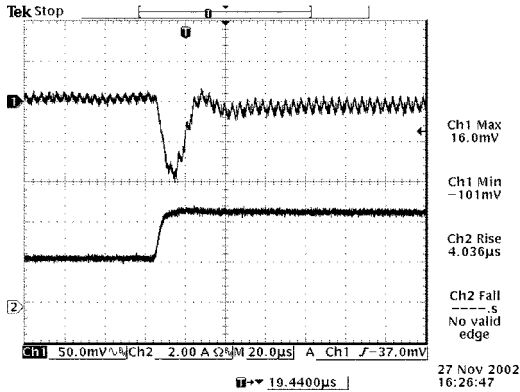
12V Input / 0.9V – 5.0V Output / 5A



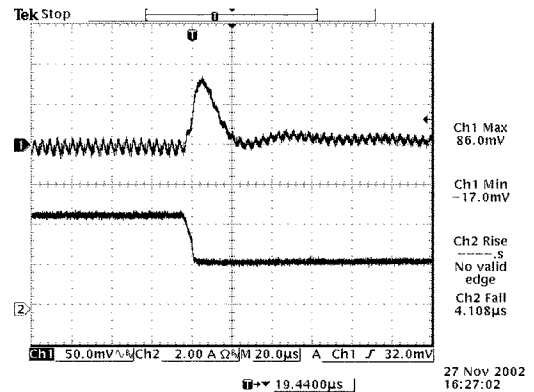
BP03x7AH-05A

## Transient Response

Transient response:  $di/dt = 0.5A/\mu S$ , 0.9V ~ 3.3V modules with 220 $\mu F/6.3V$  tant cap, 5.0V module with 100 $\mu F/10V$  tant cap.



Vout=0.9V  
50% to 100% load transients at 12V input and Ta=25° C

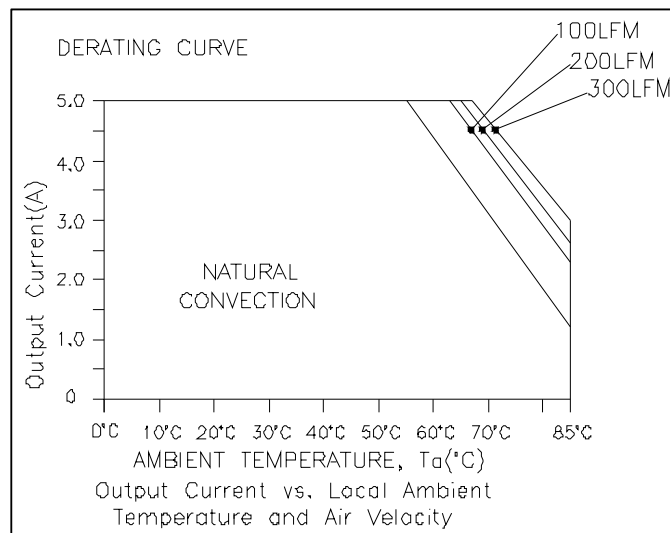


Vout=0.9V  
100% to 50% load transients at 12V input and Ta=25° C

## Thermal Considerations

Vin = 12V

x7AH-05A1A0  
0.9 ~ 1.8V



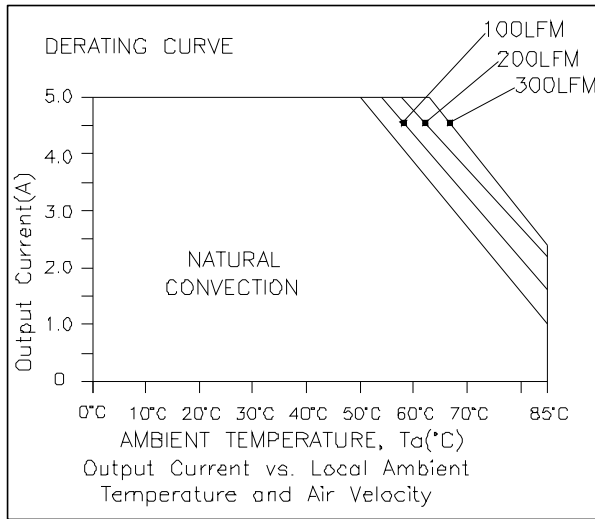


**NON-ISOLATED DC/DC CONVERTERS**  
**12V Input / 0.9V – 5.0V Output / 5A**

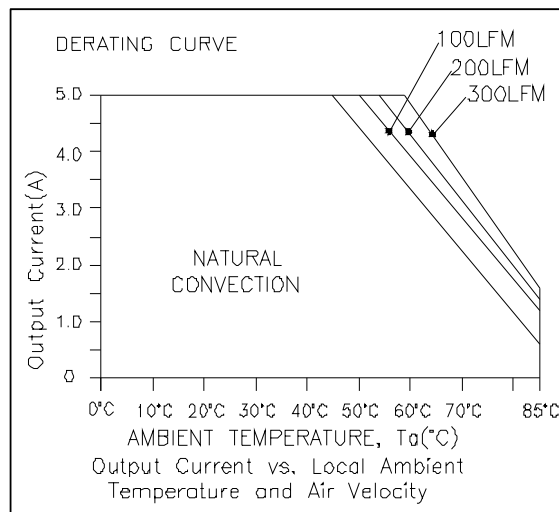
BP03x7AH-05A

**Thermal Considerations**

**x7AH-05A1A0**  
**2.5V ~ 3.3V**



**x7AH-05A500**





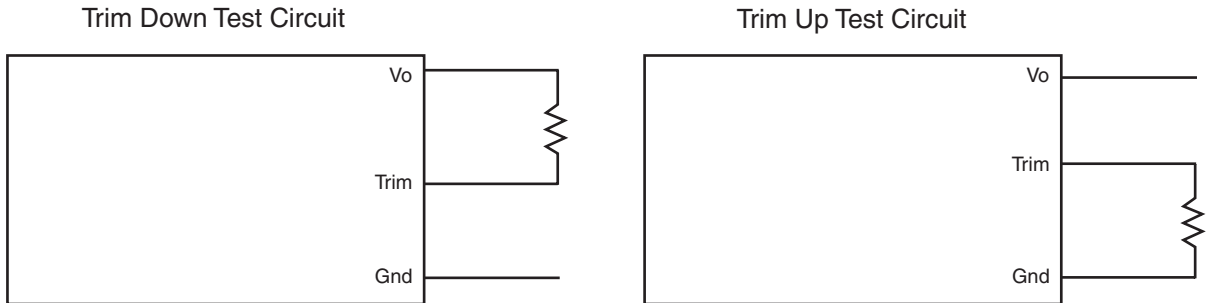
# NON-ISOLATED DC/DC CONVERTERS

12V Input / 0.9V – 5.0V Output / 5A



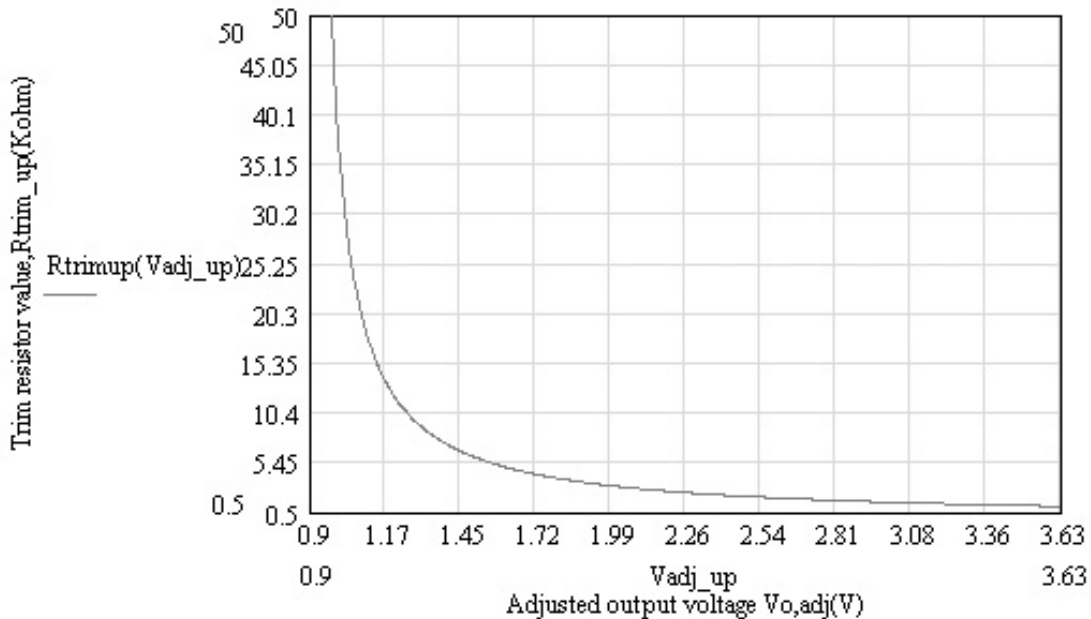
BP03x7AH-05A

## Output Voltage Set-Point Adjustment



### x7AH-05A1A0 Trim Resistor Calculation

$$R_{trim\ up} = \left( \frac{3.712}{V_{o, adj} - V_o} - 0.261 \right) \text{ Kohm}$$

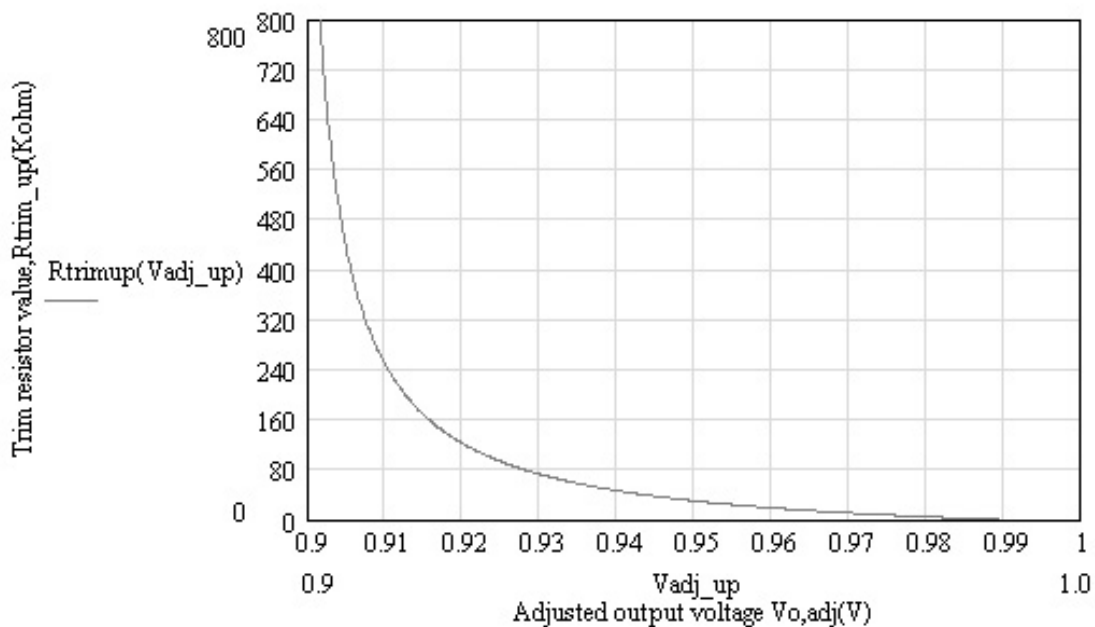


BP03x7AH-05A

### Output Voltage Set-Point Adjustment

#### x7AH-05A090 Trim Resistor Calculation

$$R_{\text{trim up}} = \left( \frac{3.712}{V_{o, \text{adj}} - V_o} - 40.2 \right) \text{ Kohm}$$



# NON-ISOLATED DC/DC CONVERTERS

## 12V Input / 0.9V – 5.0V Output / 5A

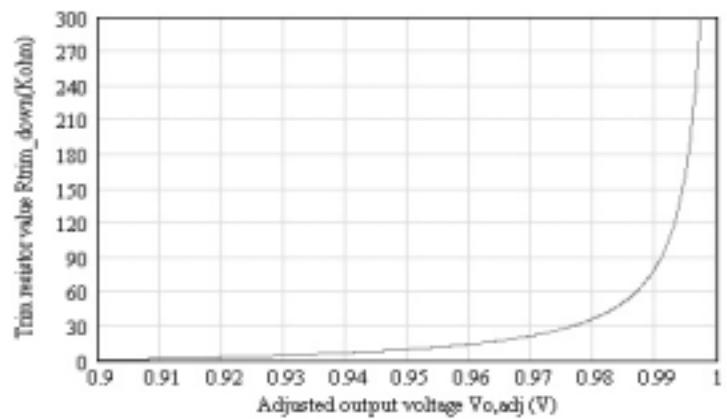
**bel**  
POWER PRODUCTS

BP03x7AH-05A

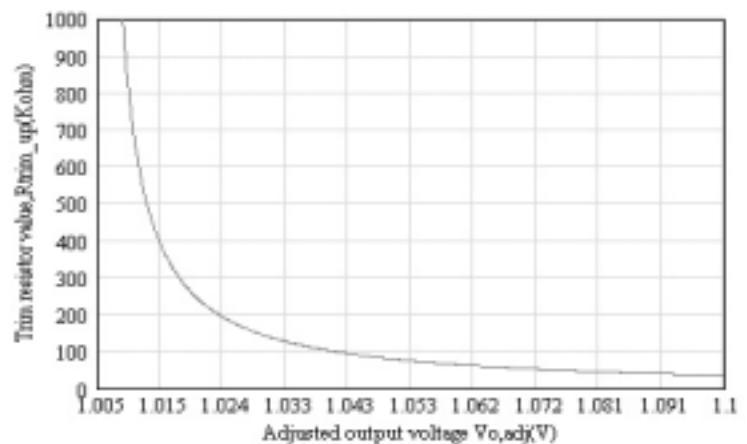
### Output Voltage Set-Point Adjustment

#### x7AH-05A100 Trim Resistor Calculation

$$R_{\text{trim down}} = \left( \frac{0.9516}{V_{o, \text{adj}} - V_o} - 8.47 \right) \text{ Kohm}$$



$$R_{\text{trim up}} = \left( \frac{3.712}{V_{o, \text{adj}} - V_o} - 3.83 \right) \text{ Kohm}$$

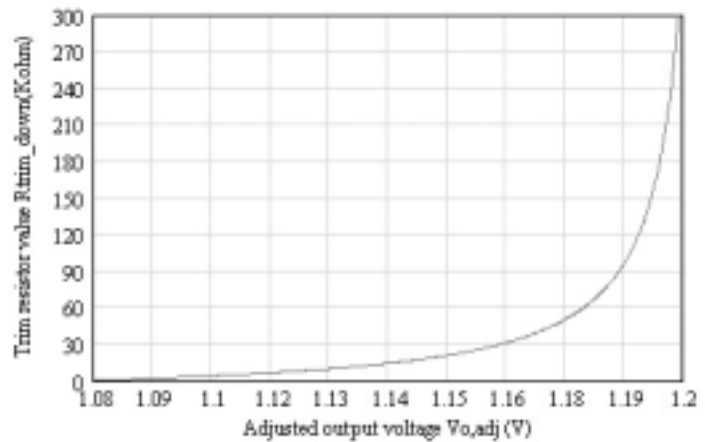


BP03x7AH-05A

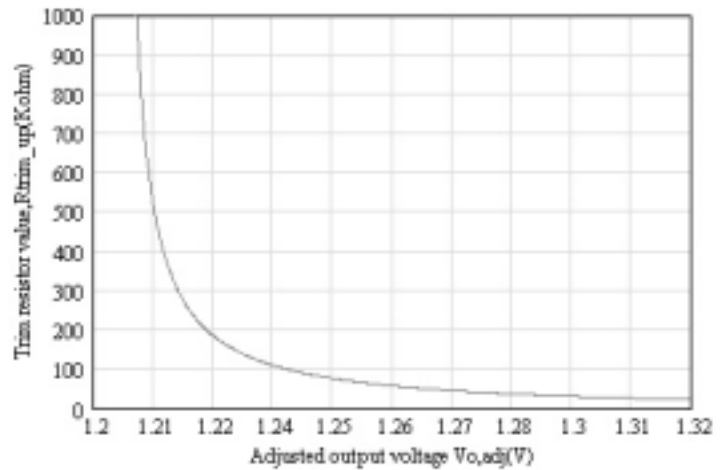
### Output Voltage Set-Point Adjustment

#### x7AH-05A120 Trim Resistor Calculation

$$R_{\text{trim down}} = \left( \frac{1.879}{V_{o, \text{adj}} - V_o} - 14.640 \right) \text{ Kohm}$$



$$R_{\text{trim up}} = \left( \frac{3.712}{V_{o, \text{adj}} - V_o} - 10 \right) \text{ Kohm}$$



# NON-ISOLATED DC/DC CONVERTERS

12V Input / 0.9V – 5.0V Output / 5A

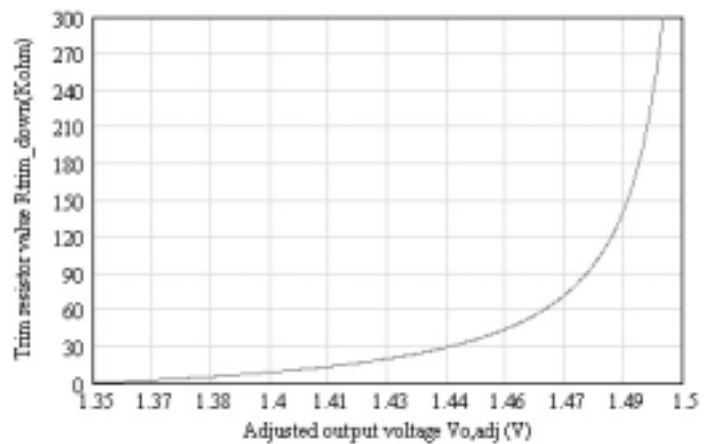
**bel**  
POWER PRODUCTS

BP03x7AH-05A

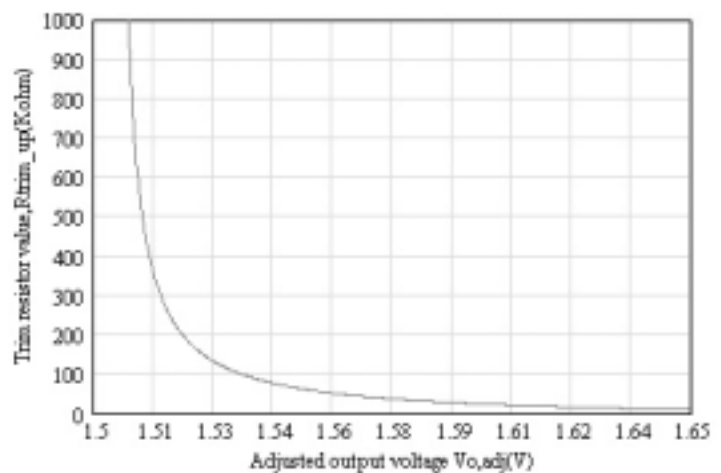
## Output Voltage Set-Point Adjustment

### x7AH-05A150 Trim Resistor Calculation

$$R_{\text{trim down}} = \left( \frac{3.273}{V_{o, \text{adj}} - V_o} - 20.84 \right) \text{ Kohm}$$



$$R_{\text{trim up}} = \left( \frac{3.712}{V_{o, \text{adj}} - V_o} - 16.2 \right) \text{ Kohm}$$

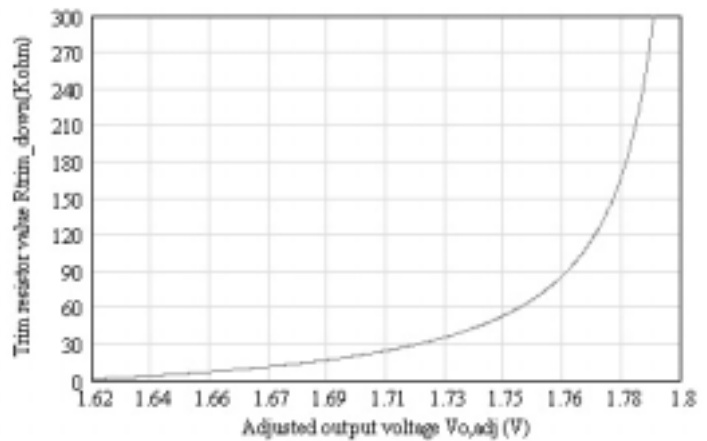


BP03x7AH-05A

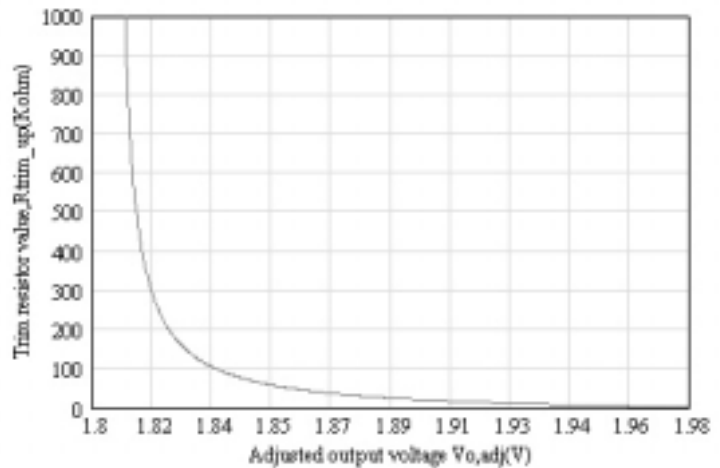
### Output Voltage Set-Point Adjustment

#### x7AH-05A180 Trim Resistor Calculation

$$R_{\text{trim down}} = \left( \frac{4.669}{V_{o, \text{adj}} - V_o} - 24.24 \right) \text{ Kohm}$$



$$R_{\text{trim up}} = \left( \frac{3.712}{V_{o, \text{adj}} - V_o} - 19.6 \right) \text{ Kohm}$$



# NON-ISOLATED DC/DC CONVERTERS

## 12V Input / 0.9V – 5.0V Output / 5A

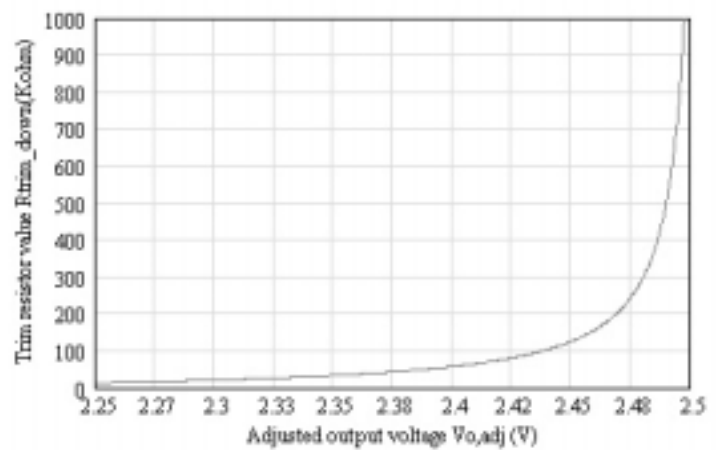
**bel**  
POWER PRODUCTS

BP03x7AH-05A

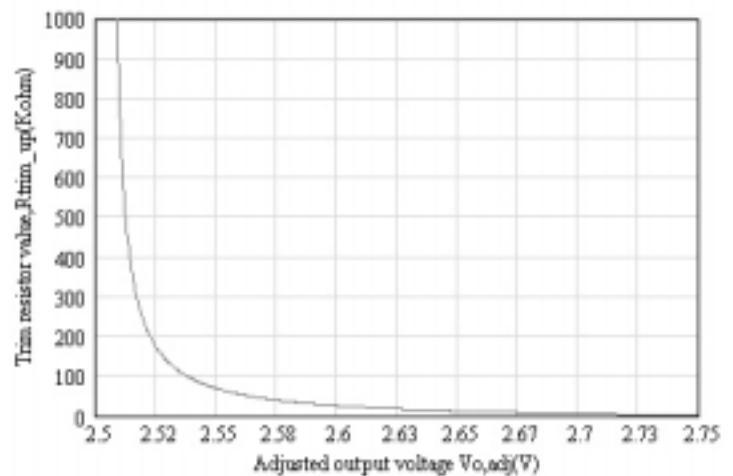
### Output Voltage Set-Point Adjustment

#### x7AH-05A250 Trim Resistor Calculation

$$R_{\text{trim down}} = \left( \frac{7.912}{V_{o, \text{adj}} - V_o} - 17.94 \right) \text{ Kohm}$$



$$R_{\text{trim up}} = \left( \frac{3.712}{V_{o, \text{adj}} - V_o} - 13.3 \right) \text{ Kohm}$$

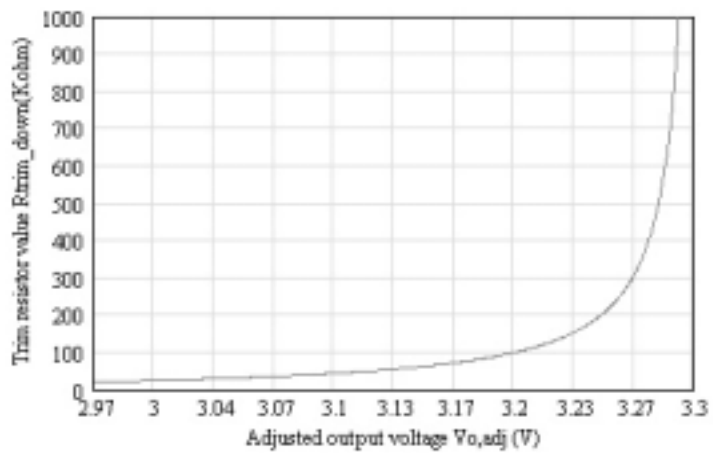


BP03x7AH-05A

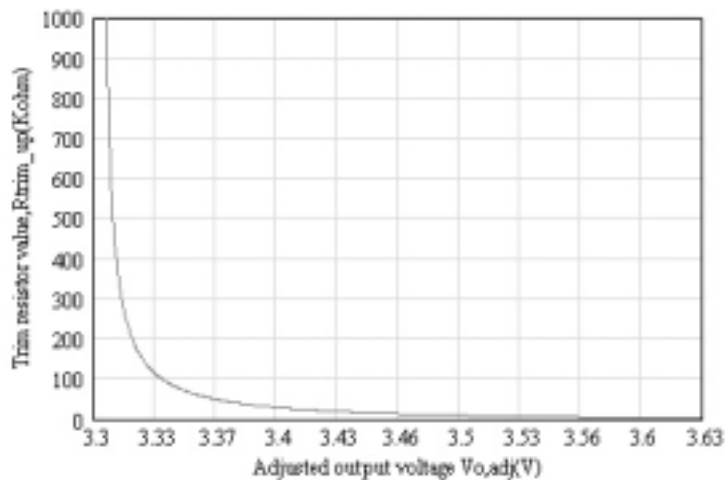
### Output Voltage Set-Point Adjustment

#### x7AH-05A330 Trim Resistor Calculation

$$R_{\text{trim down}} = \left( \frac{11.614}{V_{o, \text{adj}} - V_o} - 14.64 \right) \text{ Kohm}$$



$$R_{\text{trim up}} = \left( \frac{3.712}{V_{o, \text{adj}} - V_o} - 10 \right) \text{ Kohm}$$





# NON-ISOLATED DC/DC CONVERTERS

12V Input / 0.9V – 5.0V Output / 5A

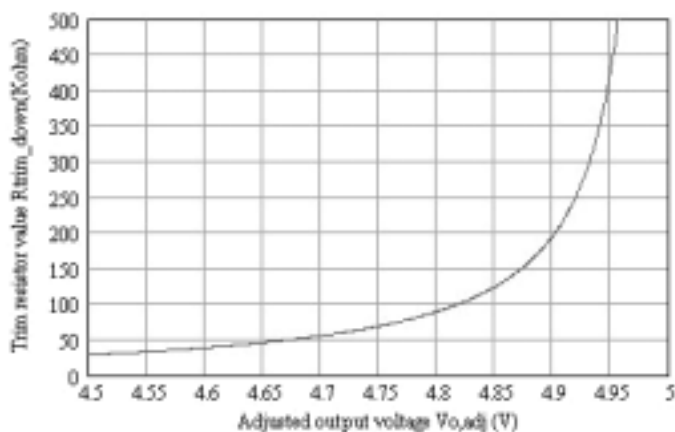


BP03x7AH-05A

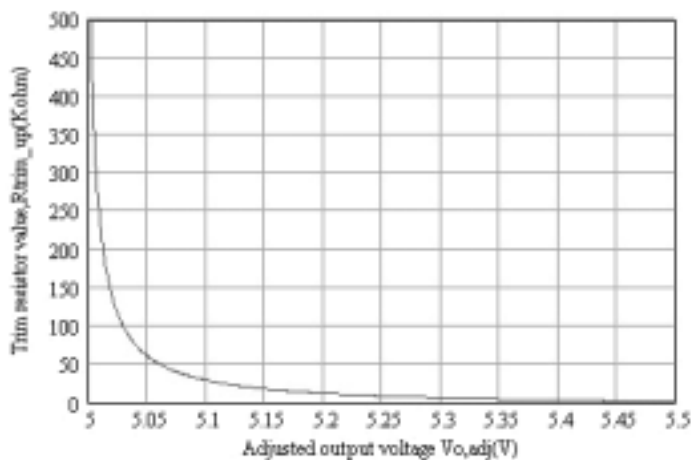
## Output Voltage Set-Point Adjustment

### x7AH-05A500 Trim Resistor Calculation

$$R_{\text{trim down}} = \left( \frac{19.4618}{V_{o, \text{adj}} - V_o} - 10.83 \right) \text{ Kohm}$$



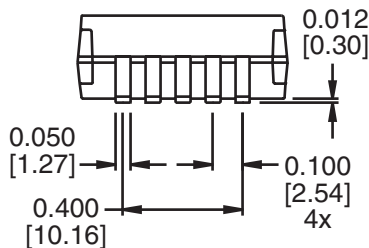
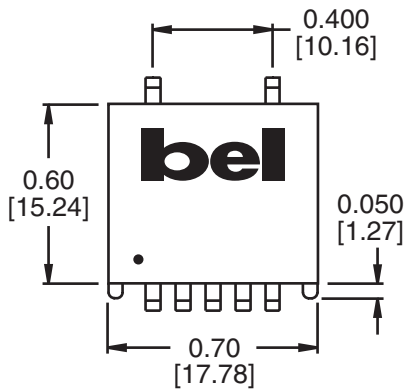
$$R_{\text{trim up}} = \left( \frac{3.712}{V_{o, \text{adj}} - V_o} - 6.19 \right) \text{ Kohm}$$



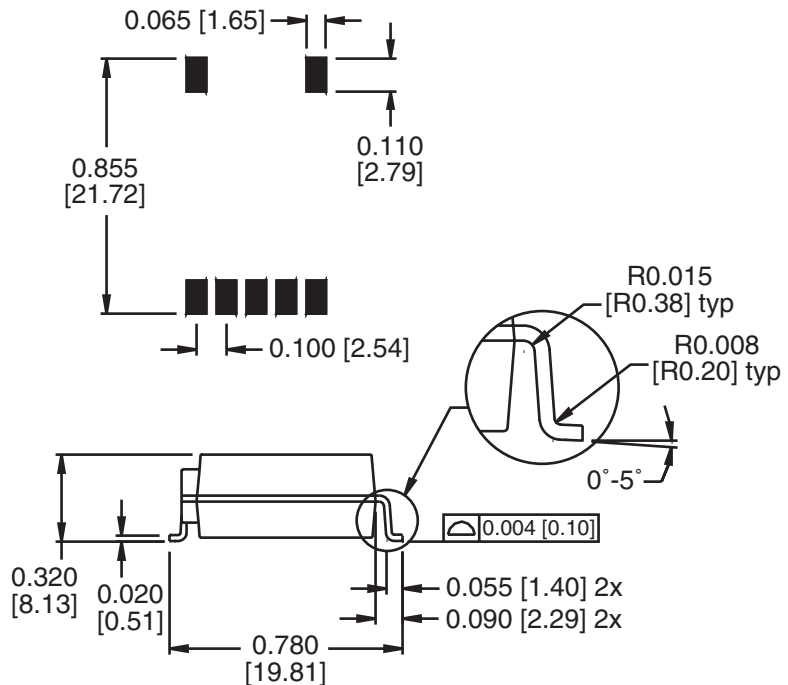
BP03x7AH-05A

### Mechanical

S7AH-05A




### Suggested PCB Pad Layout



Dimensions are in inches [millimeters].

Standard dimension tolerance is  $\pm 0.005$  [0.13] unless otherwise noted.

Pin	Function
1	Remote On/Off
2	+Vin
3	Ground
4	+Vo
5	Trim
6	No Connection
7	No Connection



# NON-ISOLATED DC/DC CONVERTERS

12V Input / 0.9V – 5.0V Output / 5A

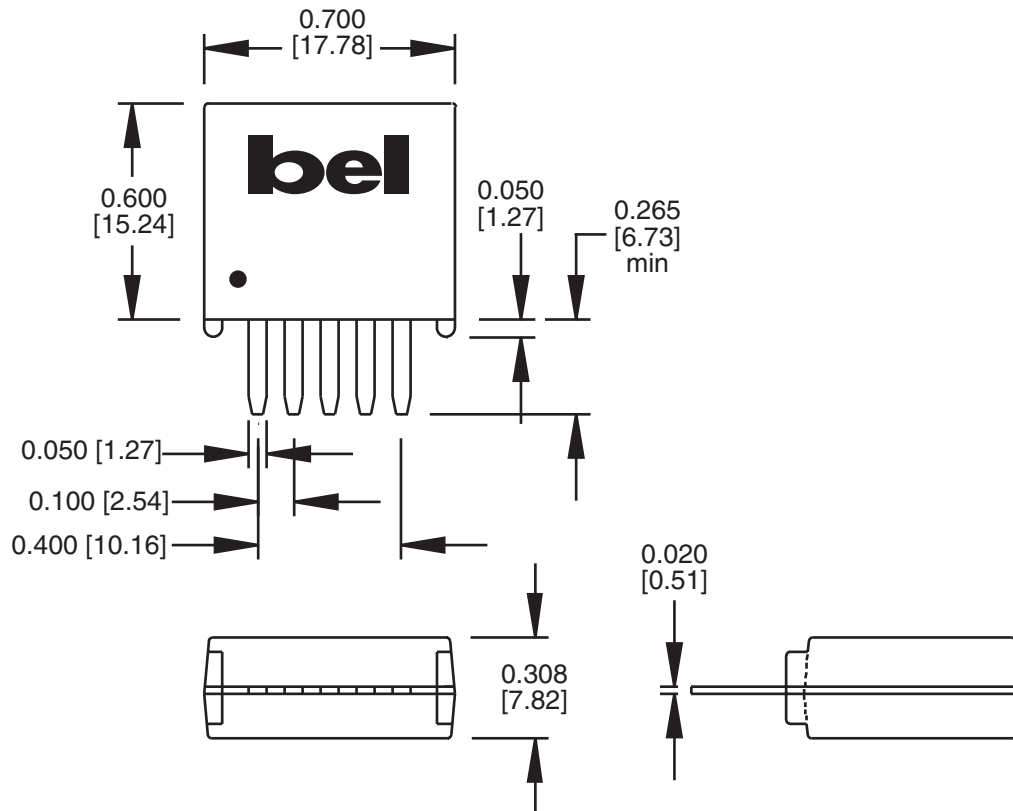
# bel

POWER PRODUCTS

BP03x7AH-05A


## Mechanical

V7AH-05A



Dimensions are in inches [millimeters].  
Standard dimension tolerance is  $\pm 0.005$  [0.13] unless otherwise noted.

Pin	Function
1	Remote On/Off
2	+Vin
3	Ground
4	+Vo
5	Trim



©2004 Bel Fuse Inc. Specifications subject to change without notice. 03.04

### CORPORATE

**Bel Fuse Inc.**  
206 Van Vorst Street  
Jersey City, NJ 07302  
Tel 201-432-0463  
Fax 201-432-9542  
www.belfuse.com

### FAR EAST

**Bel Fuse Ltd.**  
8F / 8 Luk Hop Street  
San Po Kong  
Kowloon, Hong Kong  
Tel 852-2328-5515  
Fax 852-2352-3706  
www.belfuse.com

### EUROPE

**Bel Fuse Europe Ltd.**  
Preston Technology Management Centre  
Marsh Lane, Suite G7, Preston  
Lancashire, PR1 8UD, U.K. [www.DataSheet4U.com](http://www.DataSheet4U.com)  
Tel 44-1772-556601  
Fax 44-1772-888366  
www.belfuse.com