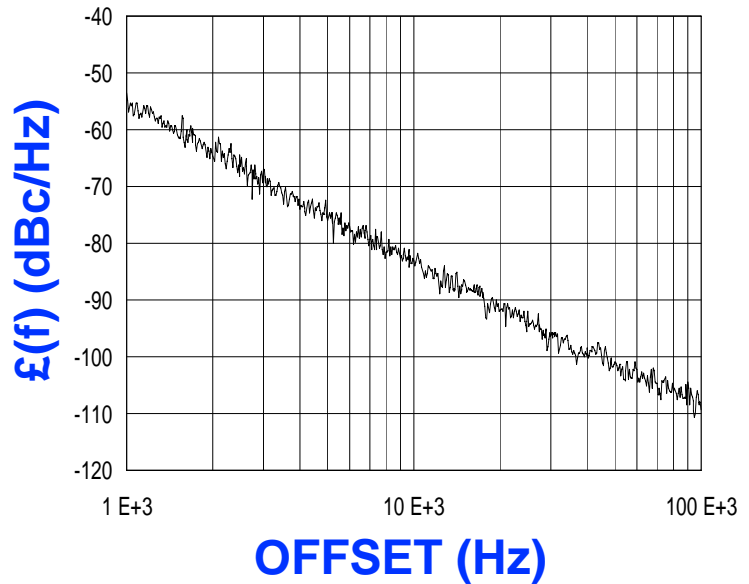




**PHASE NOISE (1 Hz BW, typical)**



**FEATURES**

- Frequency Range: 5220 - 5420 MHz
- Tuning Voltage: 0.5-4.5 Vdc
- MINI-14S-L - Style Package

**APPLICATIONS**

- Microwave Radios
- Satellite Communications
- Direct Broadcast

**PERFORMANCE SPECIFICATIONS**

	VALUE	UNITS
Oscillation Frequency Range	5220 - 5420	MHz
Phase Noise @ 10 kHz offset (1 Hz BW, typ.)	-83	dBc/Hz
Harmonic Suppression (2nd, typ.)	-20	dBc
Tuning Voltage	0.5-4.5	Vdc
Tuning Sensitivity (avg.)	100	MHz/V
Power Output	3.75±2.25	dBm
Load Impedance	50	$\Omega$
Input Capacitance (max.)	25	pF
Pushing	<5	MHz/V
Pulling ( 14dB Return Loss, Any Phase)	<17	MHz
Operating Temperature Range	-40 to 85	$^{\circ}\text{C}$
Package Style	MINI-14S-L	

**POWER SUPPLY REQUIREMENTS**

Supply Voltage (Vcc, nom.)	4.25	Vdc
Supply Current (Icc, typ.)	24	mA

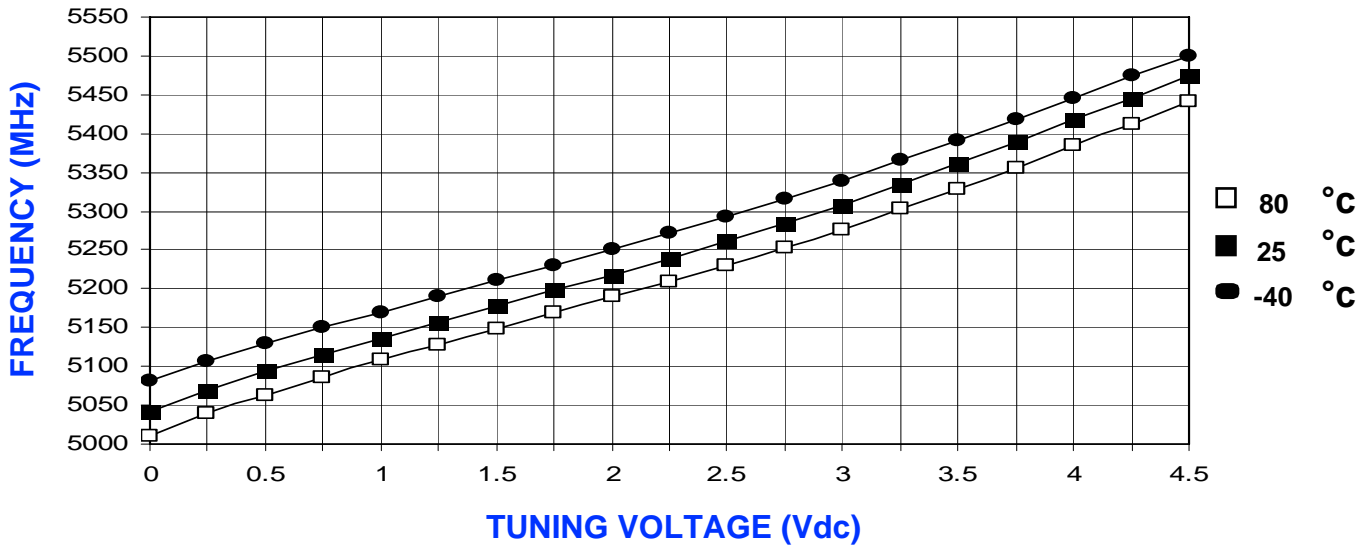
All specifications are typical unless otherwise noted and subject to change without notice.

**APPLICATION NOTES**

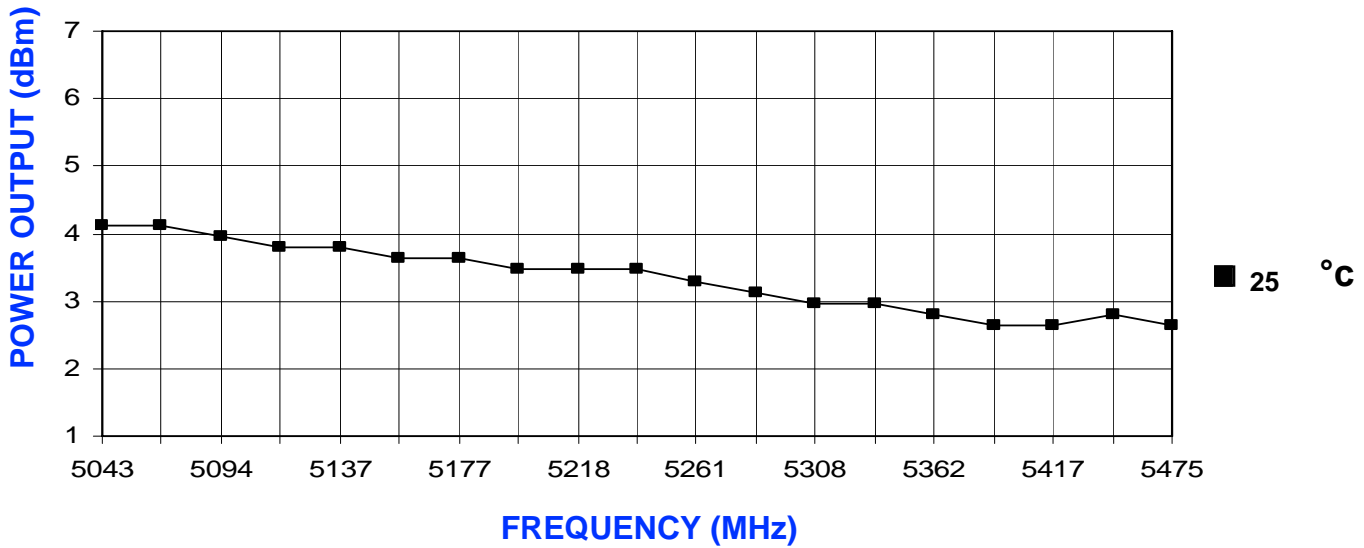
- AN-100/1 : Mounting and Grounding of VCOs
- AN-102 : Proper Output Loading of VCOs
- AN-107 : How to Solder Z-COMM VCOs

**NOTES:**

TUNING CURVE, typ.



POWER CURVE, typ.



PHYSICAL DIMENSIONS

