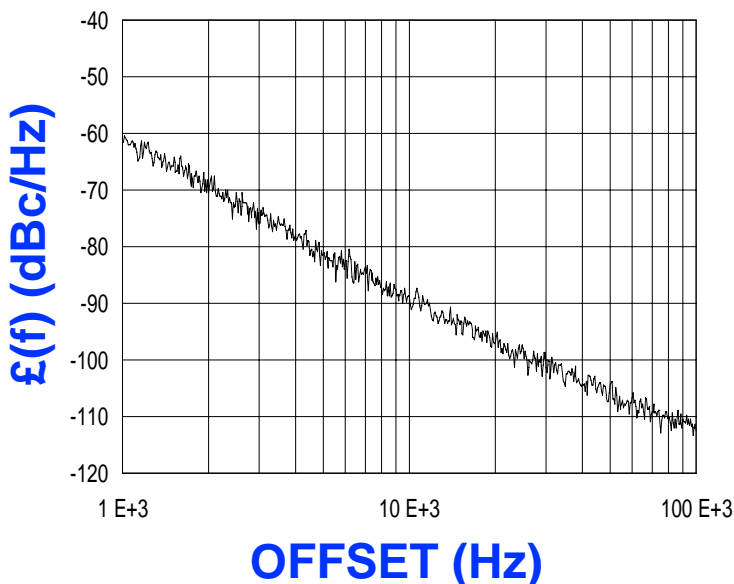




PHASE NOISE (1 Hz BW, typical)



FEATURES

- Frequency Range: 6380 - 6420 MHz
- Tuning Voltage: 0.5-4.5 Vdc
- MINI-14S-L - Style Package

APPLICATIONS

- Microwave Radios
- Satellite Communications
- Direct Broadcast

PERFORMANCE SPECIFICATIONS

	VALUE	UNITS
Oscillation Frequency Range	6380 - 6420	MHz
Phase Noise @ 10 kHz offset (1 Hz BW, typ.)	-90	dBc/Hz
Harmonic Suppression (2nd, typ.)	-19	dBc
Tuning Voltage	0.5-4.5	Vdc
Tuning Sensitivity (avg.)	80	MHz/V
Power Output	-1.5±3.5	dBm
Load Impedance	50	Ω
Input Capacitance (max.)	25	pF
Pushing	<9	MHz/V
Pulling (14dB Return Loss, Any Phase)	<3.5	MHz
Operating Temperature Range	-40 to 85	°C
Package Style	MINI-14S-L	

POWER SUPPLY REQUIREMENTS

Supply Voltage (Vcc, nom.)	5	Vdc
Supply Current (Icc, typ.)	50	mA

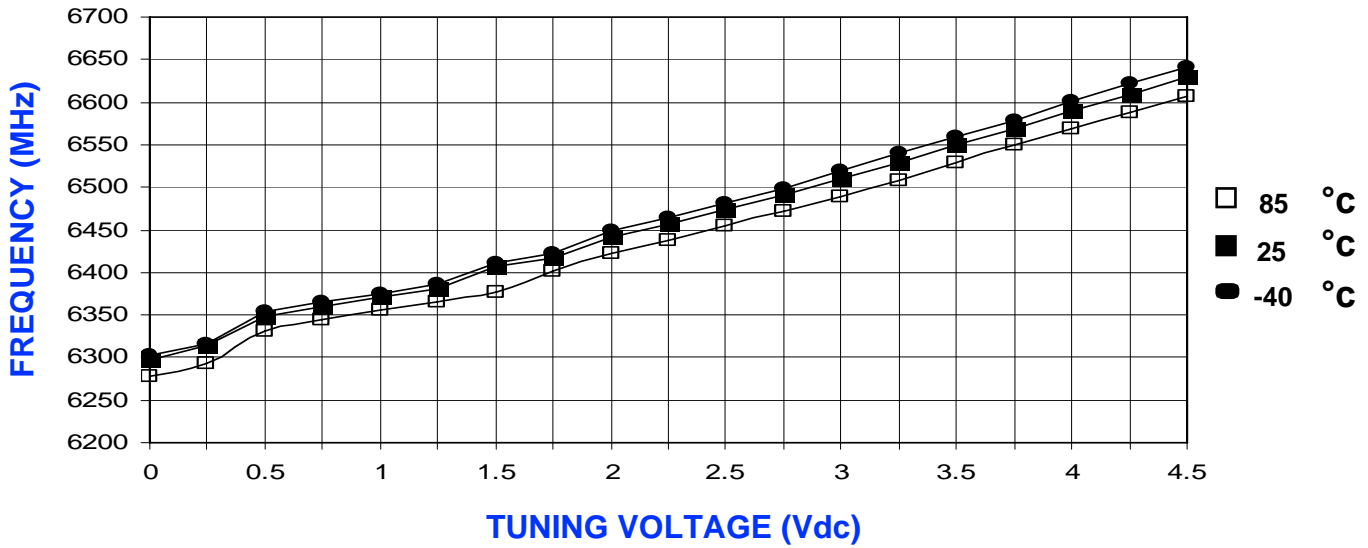
All specifications are typical unless otherwise noted and subject to change without notice.

APPLICATION NOTES

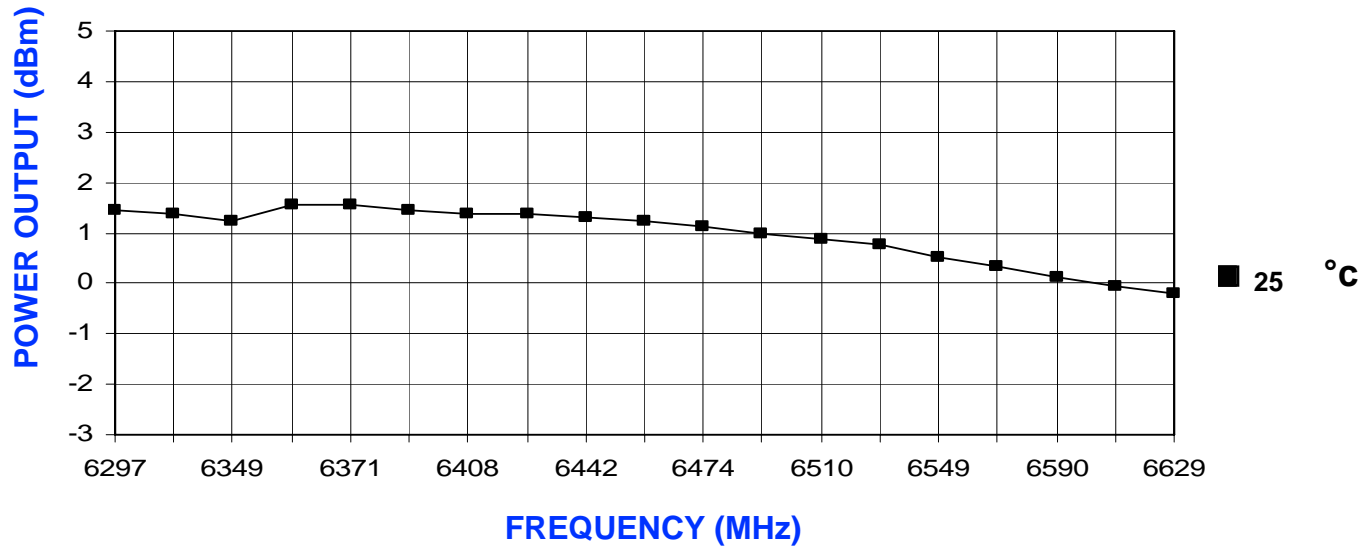
- AN-100/1 : Mounting and Grounding of VCOs
- AN-102 : Proper Output Loading of VCOs
- AN-107 : How to Solder Z-COMM VCOs

NOTES:

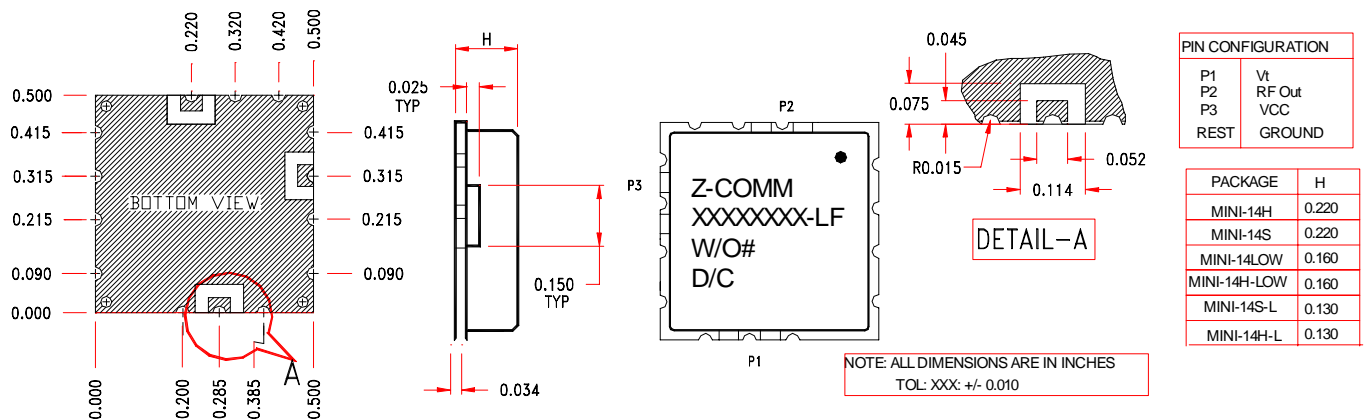
TUNING CURVE, typ.



POWER CURVE, typ.



PHYSICAL DIMENSIONS



PIN CONFIGURATION	
P1	Vt
P2	RF Out
P3	VCC
REST	GROUND

PACKAGE	H
MINI-14H	0.220
MINI-14S	0.220
MINI-14LOW	0.160
MINI-14H-LOW	0.160
MINI-14S-L	0.130
MINI-14H-L	0.130