


- **HIGH POWER DENSITY**
- **SIP PACKAGE STYLE**
- **DUAL OUTPUT VOLTAGE**
- **INDUSTRIAL STANDARD PIN-OUT**
- **NO HEAT SINK REQUIRED**
- **1K VAC ISOLATION**
- **REGULATED OUTPUT VOLTAGE**
- **PCB MOUNTING**



**RoHS COMPLIANT**

### ELECTRICAL SPECIFICATIONS

(All specifications tested typically @ 25°C, humidity<75%, nominal input and rated output unless otherwise noted.)

### OUTPUT SPECIFICATIONS

Items:	Testing condition	Min	Typ	Max
Output accuracy:	At full load and nominal Vin			±2%
Output power:				2W
Line regulation:	Input voltage from low to full load			0.5%
Load regulation:	From 20% to full load		0.5%	
Ripple and noise:	20MHz bandwidth			50mVp-p
Temperature drift:				±0.02 %/°C
Minimum load				10%
Switching frequency			125K HZ	
Short circuit protection	Over load and short circuit protection>20s			

### INPUT SPECIFICATIONS

Items:	Testing condition	Min	Typ	Max
Input voltage range	5 VDC nominal input		4.5-5.5	
	12VDC nominal input		10.8-13.2	
	24VDC nominal input		21.6-26.4	

**COMMON SPECIFICATIONS**

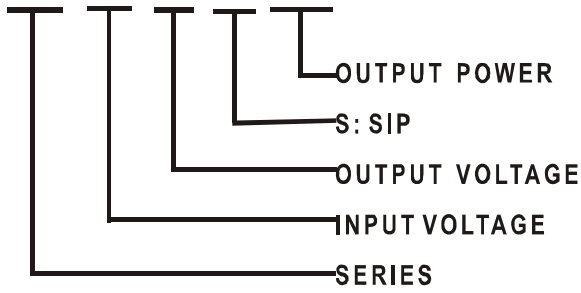
Items		Min	Typ.	Max
Operating temperature range		-40°C		+85°C
Storage temperature range		-55°C		+125°C
Humidity				<75%
Cooling	Free Air Convection			
Isolation voltage (VAC)	Input to Output		1,000	
Isolation resistance (ohms)			10 <sup>9</sup>	
Isolation capacitance (pF)			60	
Efficiency (%)	See Product List	60		85
Case material	Non-conductive black plastic			
Potting material	Epoxy Resin UL94-V0			
Packing material	Tube			
Dimension (mm)	27.50*8.80*11.00			
Weight (g)	10			
MTBF (Hrs)	>1,000,000			

**PRODUCT LIST**

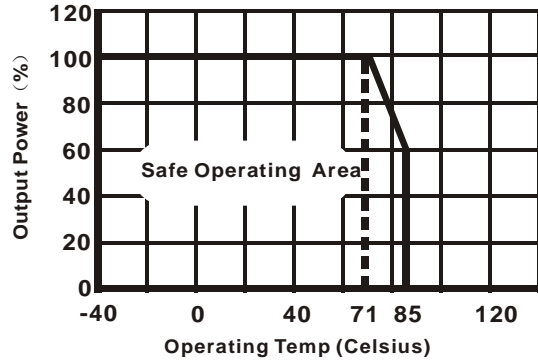
Part Number	Input Voltage (VDC)			Output		Efficiency (%, Typ.)	Package
	Range	Nominal	Max.	Current (mA)	Voltage (VDC)		
VA0503S-2W	4.5-5.5	5	7.25	±200	±3.3	63	SIP
VA0505S-2W	4.5-5.5	5	7.25	±200	±5	66	SIP
VA0512S-2W	4.5-5.5	5	7.25	±84	±12	66	SIP
VA1205S-2W	10.8-13.2	12	16	±200	±5	68	SIP
VA1212S-2W	10.8-13.2	12	16	±84	±12	69	SIP
VA1209S-2W	10.8-13.2	24	16	±110	±9	68	SIP
VA2405S-2W	21.6-26.4	24	30	±200	±5	75	SIP
VA2409S-2W	21.6-26.4	24	30	±110	±9	72	SIP
VA2412S-2W	21.6-26.4	24	30	±84	±12	76	SIP

NOMENCLATURE

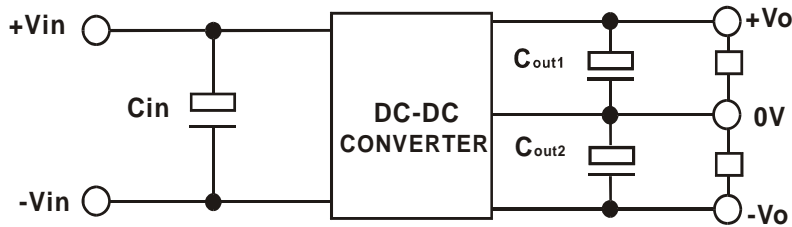
VA 2405 S -2W



TEMPERATURE DERATING GRAPH

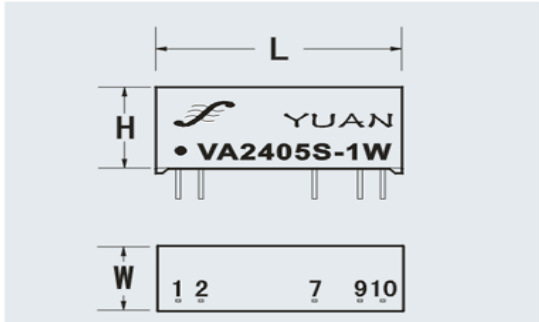


TYPICAL CONNECTION



OUTLINE DIMENSION

SIZE	SIP(LxWxH)	DIP(LxWxH)
1W 2W	27.4x8.8x11	—



PKG	Vin	GND	-Vo	0V	+Vo
VAS	1	2	9	10	7

Note: NC Pin can't be connected to any external circuit.

PINS DESCRIPTION

Pin	Connection
1	Vin
2	GND
7	+Vo
10	0V
9	-Vo

SHENZHEN SUNYUAN TECHNOLOGY CO., LTD.

3F, 3Bldg, Duoli Industrial Zone,  
Meihua Rd. Futian District,  
Shenzhen 518049, China  
Tel: +86-755-83100080  
Fax: +86-755-83116652  
Email: sales02@szyuan.com  
www.szyuan.com

www.DataSheet4U.com