

Miniature Variable Attenuator VAC Series

- ◆ DC to 2GHz
- ◆ 1 W
- ◆ Resin DIP package
- ◆ Thick Film Chip

Specifications

Frequency Range	DC to 2GHz
Attenuation	0 to 15dB
Insertion loss at 0dB	DC to 1GHz 0.6dB (Typical)
	1GHz to 2GHz 2.0dB (Typical)
Average Power	1 W
Impedance	75 Ohm
Operating Temperature	-40°C to +105°C

Features

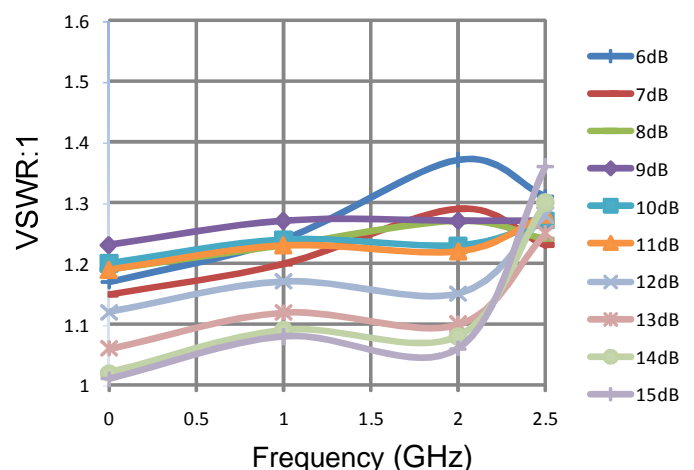
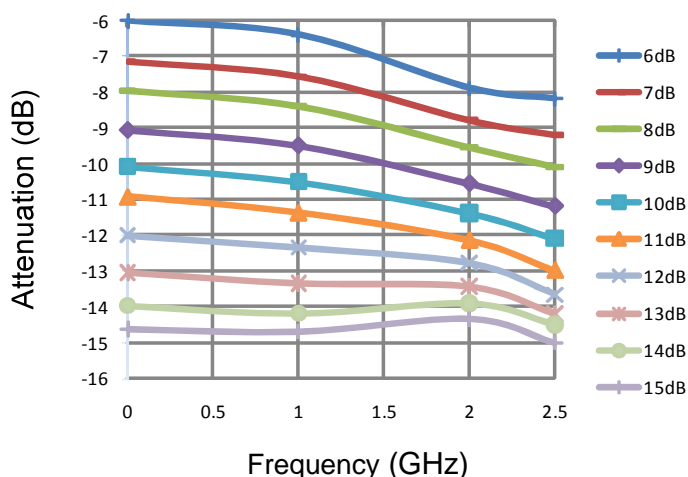
- Continuous variable : 0~15dB
- Power rating :1 W
- Able to be mounted soldered on the PCB
- Wide frequency range: DC ~ 2GHz available
- Low VSWR
- Low insertion loss
- High performance, competitive price
- Wide attenuation range
- Impedance: 50Ω or 75Ω
- Operating temperature:-40°C ~ +105°C
- Compared with digital attenuators, zero distortion, no extra IP3, lower noise, higher reliability.
- At least 500 circles operation.
- Customized attenuation values available

Attenuation (dB)	FREQ.RANGE (GHz)	Attenuation Accuracy(dB)
0 to 7	DC to 1	0.6
	1 to 2	2.5
7 to 15	DC to 1	0.5
	1 to 2	1.5

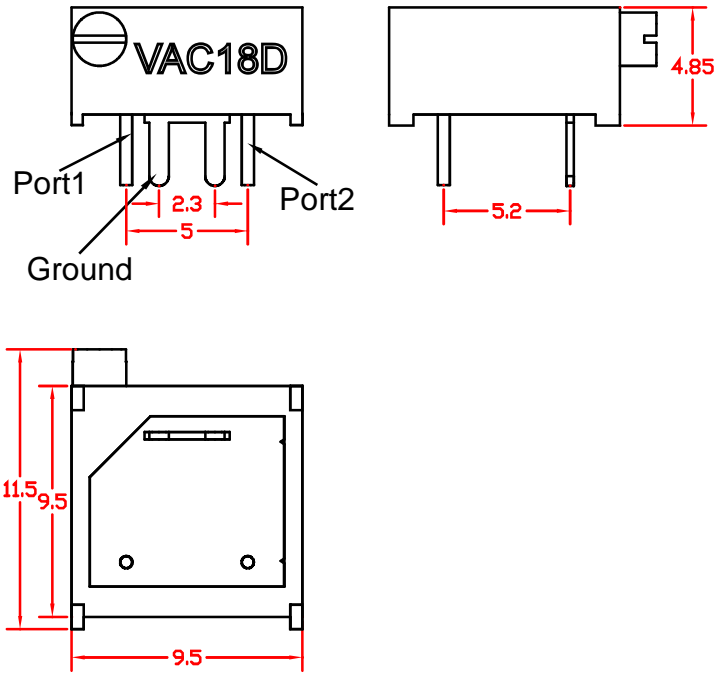
Attenuation (dB)	FREQ.RANGE (GHz)	Typical VSWR:1
0 to 2	DC to 1	1.6
	-	-
2 to 6	DC to 1	1.35
	1 to 2	1.7
6 to 15	DC to 2	1.40

Characteristic

The testing curves of VAC18D(6 to 15 dB)



Package Outlines(mm)



Recommended PCB Layout

