

Manual Step Attenuator

- ◆ DC to 6GHz
- ◆ 0 to 20dB in 10dB Step
- ◆ 2 Watt
- ◆ Choice of SMA or N Type Connectors



Features

- Using advanced microstrip technology, ultra-small size
- Attenuation values are adjustable in a power-on state, no sudden big reflection.
It adopts an innovative technology, and thus it eliminates sudden big reflection in attenuators when attenuation is being adjusted, preventing the preliminary RF circuit from being burnt, and keeping the system stable
- Step values: 10dB, 10dB
- 3 attenuation values
- High attenuation accuracy, low insertion loss
- High adjustment accuracy
- Low cost – High Performance
- Adjusting the transmitting (receiving) distance of RF signal precisely. Adjusting accuracy is limited to 5cm.
- Switch repeatability avg.> 10000 operations (5000 cycles) per switch.
- PC(Polycarbonate) Switch, operating temperature of 120°C is available.
- Attenuation values are adjustable in a power-on state, test data can be read continuously, no interruption.


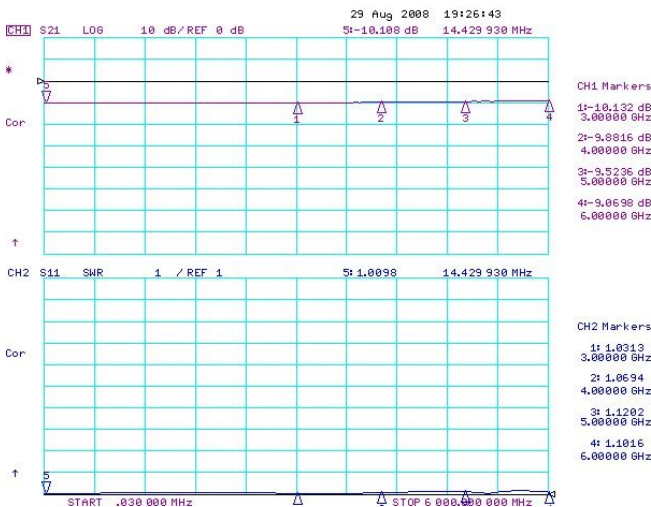
Specifications

Frequency Range	DC to 6GHz
Attenuation	0 to 20dB
Step Value	10dB
Insertion loss at 0dB	0.4dB at 3GHz
Attenuation Accuracy	0 to +1dB at 6GHz (typical)
Nominal Impedance	50 Ohm
Average Power	2 Watt
Operating Temperature	-40°C to +85°C

FREQ. RANGE (GHz)	Typical SWR(:1)	Maximum SWR(:1)
DC to 4	1.15	1.1
4 to 6	1.2	1.4

Characteristic

For example the testing curves of VAS062010S22 of 10dB



Model No. Description

VAS ** ** ** * * *
 Type Attenuation Range Step Value Connector Type Max. Power Connector Option

VAS: Step Variable Attenuator

Type: 06 represents type number

Attenuation Range: Maximum attenuation.

Connector Type: S and N available. S is SMA and N is N type connector.

Max. Power: 2 and 5 are available, currently 2W and 5W are available.

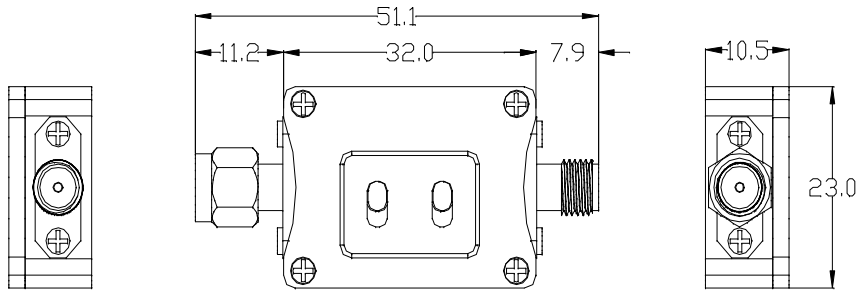
Connector Options:

Options	IO
1	Female/Female
2	Male/Female
3	Male/Male

Connector Position: "A" represents back connectors, without "A" represents left and right connectors.

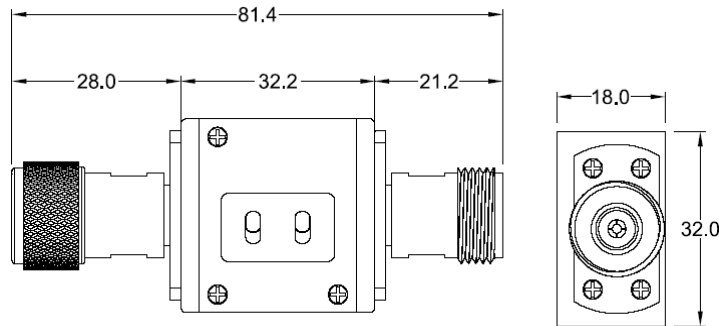
Package Outlines

SMA Connector



Package type: S22, Net weight: 18.8g

N-type Connector



Package type: N22, Net weight: 59.3 g

NOTE:

1. ALL dimensions shown in mm(tolerance: +/-0.05mm) unless stated otherwise
2. RoHS Compliant in accordance with EU Directive(2002/95/EC)

Yantel Corporation

Add: 3F, Building 3, Southern District 2 of ZhongGuan Honghualing Industrial Park, Xili, Nanshan, Shenzhen, China
 Tel: 86-755-8355-1886 Fax: 86-755-8355-2533