

VC-TXO-39SMX Series

VC-TCXO

The VC-TXO-39SMX is a VC (Voltage Controlled) TCXO (Temperature Compensated Crystal Oscillator) featuring very tight stability over a wide temperature range. The small SMD ceramic package measures 11.4 x 9.6 x 2.3 mm. The voltage control has a tuning range of ± 12 ppm typical. The low profile package is ideal for wireless communications applications.

[Request a Sample](#)

OPERATING CONDITIONS / ELECTRICAL CHARACTERISTICS

VC-TXO-39SMX



- Highly stable output
- RoHS Compliant (Pb Free)
- Voltage control function
- Tape and Reel (500 pcs)

Parameters	Conditions	VC-TXO-39SMX (3V)			Units
		MIN	TYP	MAX	
Frequency Range		10.000		19.440	MHz
Operating Temperature		-30		+75	°C
Frequency Stability	Standard			± 2.5	PPM
Option A	-20 ~ +75°C			± 1.5	PPM
Supply Voltage Change	+3V $\pm 5\%$			± 0.3	PPM
Load Change	10k Ω $\pm 10\%$ // 10pF $\pm 10\%$			± 0.3	PPM
Aging	First year @ 25°C			± 1	PPM
Storage Temperature		-40		+85	°C
Supply Voltage	+3.0 V DC Nominal	+2.85	+3.0	+3.15	V DC
Current Consumption	10k Ω $\pm 10\%$ // 10pF $\pm 10\%$			1.5	mA
Output Voltage	Clipped since wave (DC-Cut)	0.8			Vp-p
Output Load	10k Ω $\pm 10\%$ // 10pF $\pm 10\%$				
Frequency Control Range	+1.5V DC ± 1 V Positive Slope	± 9	± 12		PPM
Control Voltage		+0.5	+1.5	+2.5	V

Part Numbering Guide: Example VC-TXO-39SMX-128-A-TR

Series - Frequency Abbreviations - Frequency Stability - Packaging

VC-TXO-39SMX

128 = 12.800 MHz

A = ± 1.5 ppm

TR = Tape & Reel
500 pcs/Reel

Package Dimensions (mm)

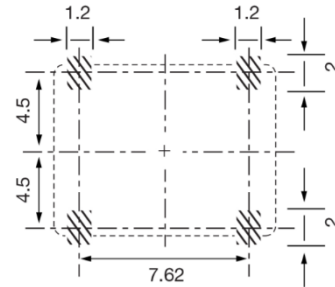
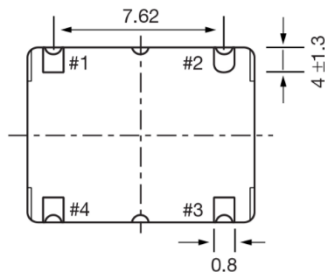
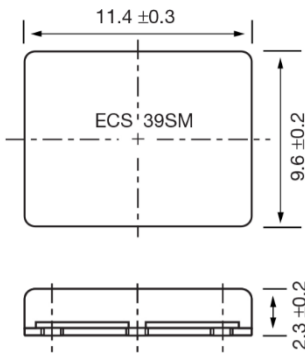


Figure 2) Test Circuit

Figure 1) Top, Side, and Bottom views

Pin Connections	
#1	V Control
#2	Ground
#3	Output
#4	V _{CC}