

Features:

- 77.76 MHz SAW-based LVPECL output
- RoHS Compliant
- Low Profile Surface Mount Package
- Excellent solder reflow performance
- PCB Substrate for excellent TCE match



Description and applications:

Surface mount 15.9 mm SQ frequency translator operating at a 3.3V supply with complementary LVPECL outputs for use in telecom & datacom

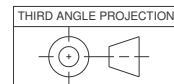
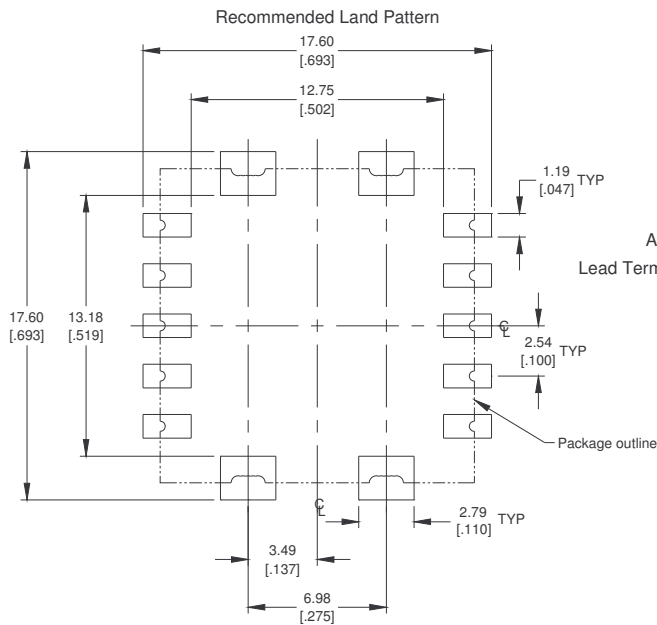
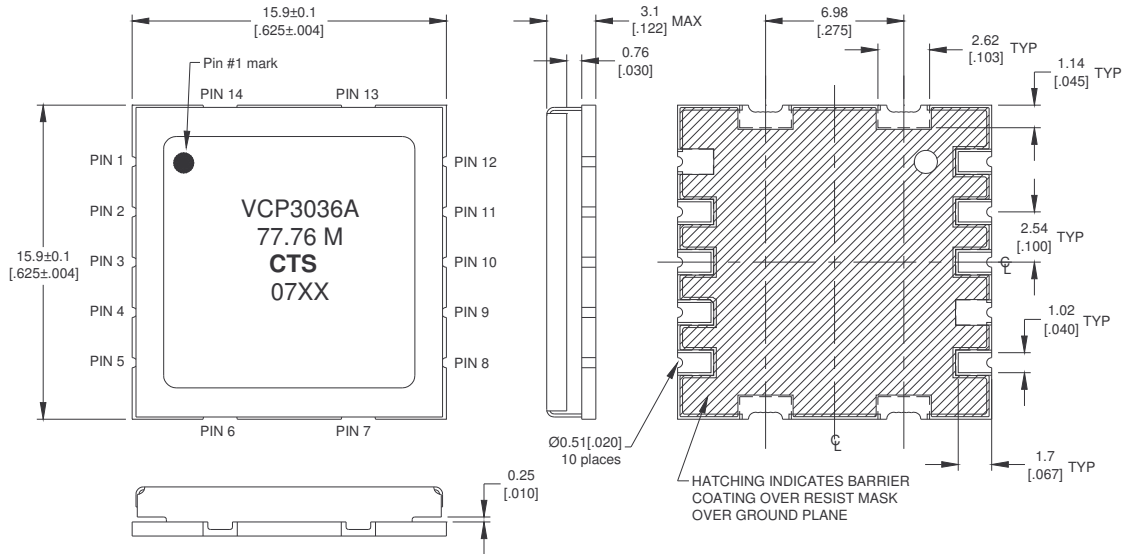
- See WWW.CTSCORP.COM for product patent status.

Electrical Specifications:

VCP3036A	Specification		
Input frequency	77.76 MHz		
Output frequency	77.76 MHz		
Supply Voltage (± 5%)	3.3V		
PECL input	400 mV min. peak-to-peak		
PECL output		Min.	Max.
	Logic "0"	1.49V	1.68V
	Logic "1"	2.28V	2.42V
Output Duty Cycle	45/55% max		
Current Drain	95 mA max.		
Operating Temperature	-40 to 85 °C		
Input frequency tracking capability	+/- 32 ppm minimum		
Jitter attenuation	> 3 dB @ 100 Hz offset > 30 dB @ 1 kHz offset		
RMS phase jitter generation (12 kHz to 50 MHz)	<1 psec max.		

Mechanical Dimensions (mm):
15.9mm x 15.9mm x 3.1mm (max.):

www.DataSheet4U.com



All dimensions are in MM [Inches].
 All dimensions are nominal unless otherwise specified.
 Lead Termination Finish: Gold Flash, <10 micro inch, over Ni plated Cu.

PIN OUT

Pin	Symbol	Function
1	LD	Lock detect Logic "1" indicates a locked condition (CMOS level $\geq V_{dd}-0.4$) Logic "0" indicates that no input signal is present or the input signal has moved out of the lock range (CMOS Level $\leq 0.4V$)
2	IN	Input frequency
3	/IN	NC: not connected internally
4	GND	Ground
5	E/D	Enable/ disable Logic "0" = output disabled (CMOS Level $\leq 0.4V$) Logic "1" = output enabled (CMOS Level $\geq V_{dd}-0.4 V$)
6	Gnd	Ground
7	Gnd	Ground
8	/OUT	Complementary output
9	OUT	Output
10	Vcc	Power supply voltage
11	N/C	No connection
12	Gnd	Ground
13	Gnd	Ground
14	Gnd	Ground

Solder Reflow Conditions

Device is capable of withstanding reflow of 260 degrees C for 10 seconds maximum.

www.DataSheet4U.com

Moisture Sensitivity: **MSL 1**

RoHS: **This device is fully compliant to RoHS Directive 2002/95/EC**