


# Coaxial Low Pass Filter

DC to 1000 MHz

**NEW!**  
VLF-1000



CASE STYLE: FF704  
PRICE: \$19.95 ea. QTY (10-24)

## Maximum Ratings

Operating Temperature	-55°C to 100°C
Storage Temperature	-55°C to 100°C
RF Power Input	10*W max. at 25°C
DC Current Input to Output	0.5A max. at 25°C

\*Passband rating, derate linearly to 3.5W at 100°C ambient.

## Features

- low cost
- small size
- 7 sections
- temperature stable
- patent pending

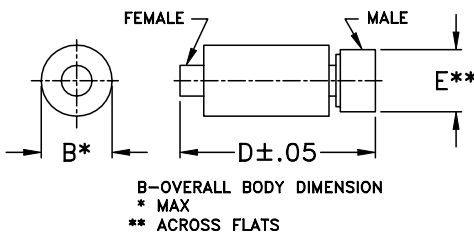
## Applications

- harmonic rejection
- transmitters/receivers
- lab use

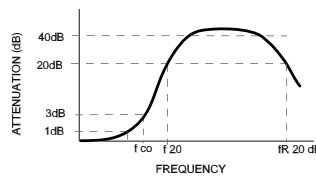
## Low Pass Filter Electrical Specifications (T<sub>AMB</sub>=25°C)

MODEL NO.	PASSBAND (MHz) (loss < 1 dB) Max.	f <sub>co</sub> , MHz Nom. (loss 3 dB) Typ.	STOP BAND (MHz) (loss, dB)			VSWR (:1)		NO. OF SECTIONS
			f <sub>20</sub> Min.	30 Typ.	f <sub>r20</sub> Typ.	Stopband Typ.	Passband Typ.	
VLF-1000	DC-1000	1300	1550	1900-5000	5500	20	1.3	7

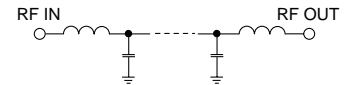
## Outline Drawing



## typical frequency response



## schematic



## Typical Performance Data at 25°C

Frequency (MHz)	Insertion Loss (dB)	VSWR (:1)
50.00	0.01	1.01
500.00	0.30	1.05
1000.00	0.80	1.21
1275.00	3.33	2.23
1500.00	25.87	17.57
2000.00	49.50	34.75
2750.00	39.80	59.91
3250.00	43.45	51.10
4000.00	43.25	52.65
4600.00	43.25	59.91
5125.00	43.11	41.37
5500.00	22.76	34.75
6000.00	15.24	29.46
6500.00	19.30	62.05
7000.00	18.56	69.49

## Outline Dimensions (inch/mm)

B	D	E	wt.
			grams
.410	1.43	.312	10.0
10.41	36.32	7.92	

