


Coaxial Low Pass Filter

DC to 120 MHz

NEW!
VLF-120



CASE STYLE: FF704
PRICE: \$19.95 ea. QTY (10-24)

Maximum Ratings

Operating Temperature	-55°C to 100°C
Storage Temperature	-55°C to 100°C
RF Power Input	8.5*W max. at 25°C
DC Current Input to Output	0.5A max. at 25°C

*Passband rating, derate linearly to 3.5W at 100°C ambient.

Features

- low cost
- small size
- 7 sections
- temperature stable
- patent pending

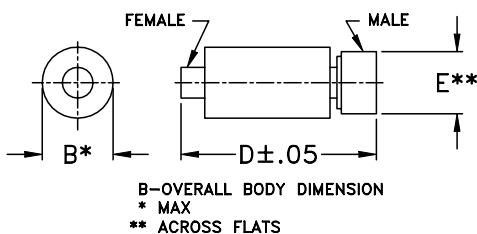
Applications

- harmonic rejection
- transmitters/receivers
- lab use

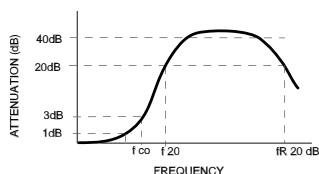
Low Pass Filter Electrical Specifications (T_{AMB}=25°C)

MODEL NO.	PASSBAND (MHz) (loss < 1 dB) Max.	f _{co} , MHz Nom. (loss 3 dB) Typ.	STOP BAND (MHz) (loss, dB)			VSWR (:1)		NO. OF SECTIONS
			f 20 Min.	40 Typ.	fr 20 Typ.	Stopband Typ.	Passband Typ.	
LFCN-120	DC-120	195	270	285-1850	4750	20	1.2	7

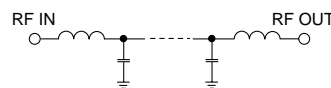
Outline Drawing



typical frequency response



schematic



Typical Performance Data at 25°C

Frequency (MHz)	Insertion Loss (dB)	VSWR (:1)
1.00	0.13	1.04
51.00	0.38	1.06
100.00	0.66	1.13
120.00	0.81	1.09
150.00	1.13	1.07
200.00	3.28	2.35
250.00	17.85	9.96
270.00	30.80	13.60
285.00	41.37	15.13
500.00	47.59	25.19
1050.00	60.41	64.35
2050.00	37.25	54.29
3050.00	27.60	44.55
4050.00	23.48	31.03
4750.00	22.45	7.28

Outline Dimensions (inch/mm)

B	D	E	wt.
.410	1.43	.312	grams
10.41	36.32	7.92	10.0

