

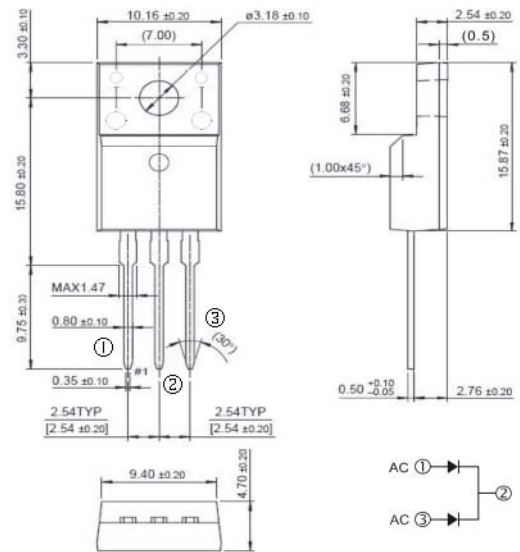
**Features**

- ◆ Low Power loss,high efficiency
- ◆ Fast switching,high frequency
- ◆ High current capability
- ◆ Lead-Free, RoHS Compliant

**Application**

- ◆ Low Voltage High Frequency Invers Circuit
- ◆ Low Voltage Continued Circuit and Protection Circuit
- ◆ Low Voltage,High Frequency Switching Power Supply

**TO-220F Package Outline**



**MAXIMUM RATINGS AND ELECTRICAL CHARACTERISTICS**

Ratings at 25°C ambient Temperature unless otherwise specified.Single phase, half wave, 60Hz, resistive or inductive load. For capacitive load, derate current by 20%.

SYMBOL	PARAMETER	Value	UNITS
VRRM	Maximum Recurrent Peak Reverse Voltage	40	V
VDC	Maximum DC Breakdown Voltage	40	V
IF(AV)	Maximum An Voltage	20	A
IFSM	Peak Forward Surge Current: single half sine-wave superimposed on rated load(JEDEC method)	150	A
VF	Maximum Forward Voltage	0.45	A
IR	Maximum DC Reserve Current	0.06	mA
RθJC	Typical Thermal Resistance	150	°C
Tj,TSTG	Operating and Storage Junction Temperature Range	-55~175	°C

**Order Information**

Product	Marking*	Package	Packaging	Min Unit Quantity
VSD20040AF	Vs 20040AF LOTYWW	TO-220AF	50/Tube	1000

**Typical Characteristic**

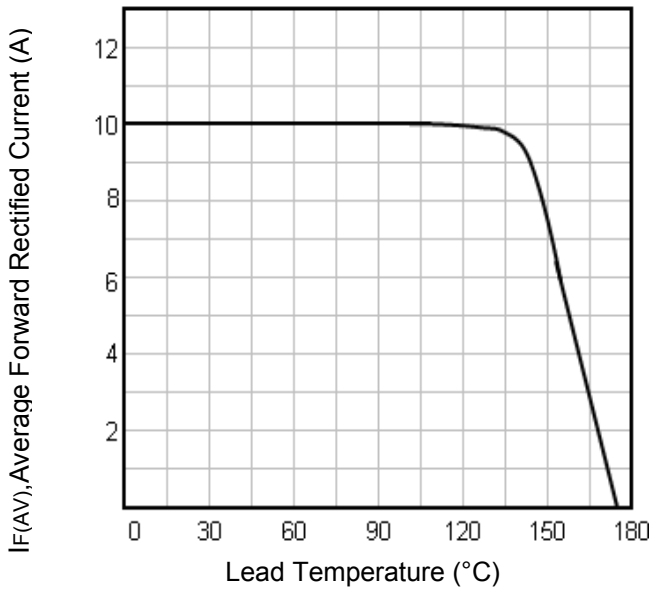


Fig1. Typical Forward Current Derating Curve

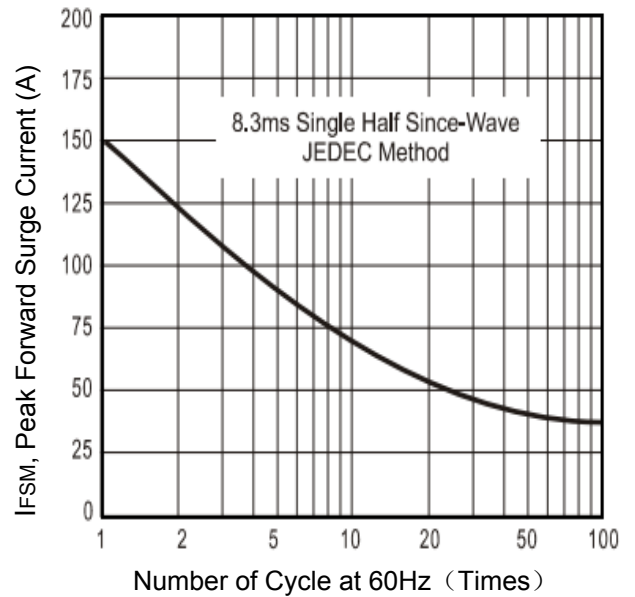


Fig2. Maximum Repetitive Surge Current

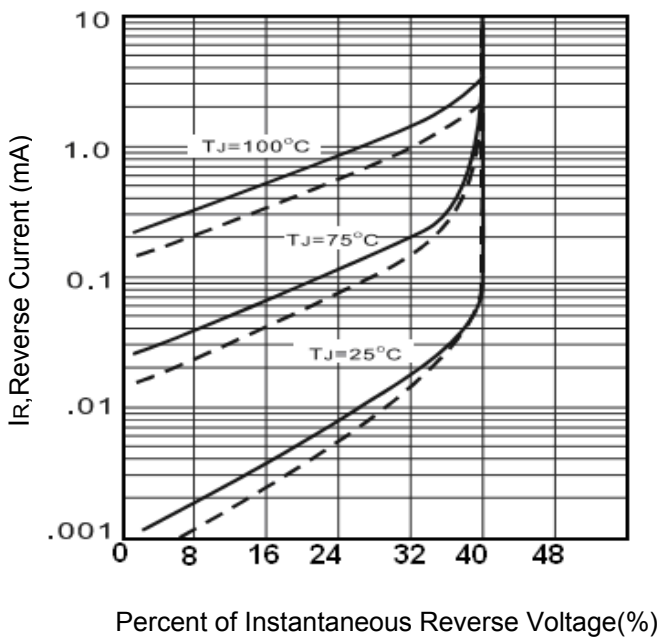


Fig3. Typical Reverse Current Characteristic

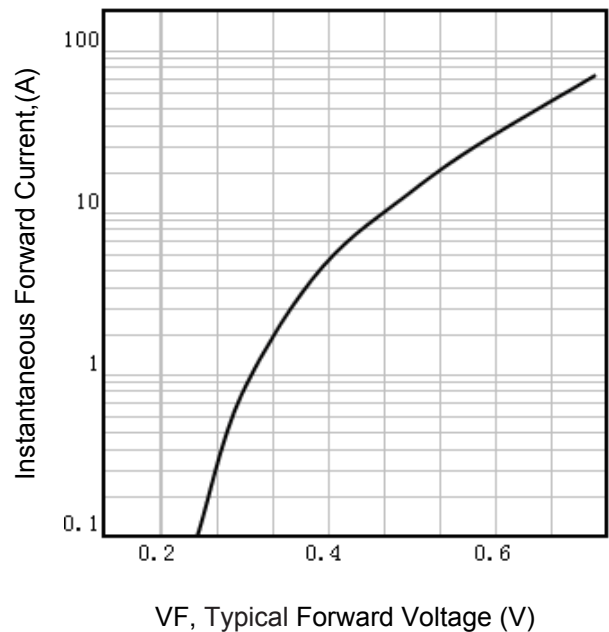


Fig4. Typical Forward Voltage Characteristic

**Customer Service**

**Sales and Service:**

Sales@vgsemi.com

**Shen Zhen Vanguard Semiconductor CO., LTD**

**TEL:** (86-755) -26902410

**FAX:** (86-755) -26907027

**WEB:** www.vgsemi.com