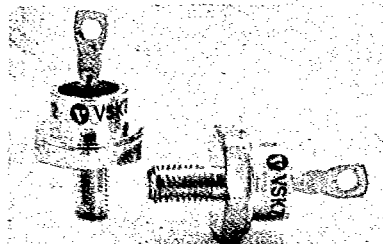


75 Amp Schottky

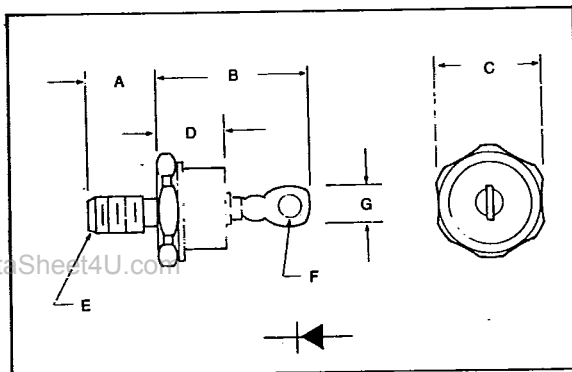
VSK71, VSK72

January, 1983

50 Volts and 60 Volts V_{RRM}
75 Amps
175°C Junction Operating Temperature
Lowest I_R in the Industry
Exceptional dv/dt: 2000 V/ μ S
DO5 Package


Maximum Ratings (At $T_J = 25^\circ\text{C}$ unless otherwise noted)	SYMBOL	VSK71	VSK72	UNITS
Peak Repetitive Reverse Voltage	V_{RRM}	60	50	Volts
Working Peak Reverse Voltage	V_{RWM}	50	40	Volts
Peak Rectified Forward Current @ 50% Duty Cycle	I_F	150		Amps
Peak Surge Current (non-rep), 1/2 cycle, 60 Hz	I_{FSM}	1000		Amps
Operating Junction Temperature	T_J	-65 to +175		$^\circ\text{C}$
Storage Temperature	T_{STG}	-65 to +175		$^\circ\text{C}$
Thermal Resistance, Junction to Case	$R_{\theta JC}$	0.8		$^\circ\text{C/W}$

Electrical Characteristics (At $T_J = 25^\circ\text{C}$ unless otherwise noted)	SYMBOL	VSK71	VSK72	UNITS
Maximum Instantaneous Forward Voltage Drop $I_F = 60$ Amps $I_F = 75$ Amps $I_F = 150$ Amps $I_F = 220$ Amps	V_F	25 $^\circ\text{C}$ 125 $^\circ\text{C}$ 175 $^\circ\text{C}$	125 $^\circ\text{C}$ 175 $^\circ\text{C}$	Volts
Maximum Instantaneous Reverse Current At Rated V_{RWM} $T_J = 25^\circ\text{C}$ $T_J = 125^\circ\text{C}$ $T_J = 150^\circ\text{C}$	I_R		20 50 100	mA
Junction Capacitance	C_J	4000		pF
Typical Reverse Recovery Time $I_F = I_R = 1\text{A}$, $t_G = 125^\circ\text{C}$, 75% Recovery	t_{rr}	50		n-sec
Rate of Change (PIV vs Time) $V_R = \text{max}$	dv/dt	2000		V/ μ S
Maximum Repetitive Peak Reverse Current 20 μ sec pulse, $f = 2\text{KHz}$	I_{RM}	5		Amps


JEDEC Package 203AB (formerly DO-5)

Dim	Millimeters		Inches	
	Min.	Max.	Min.	Max.
A	10.72	11.50	.422	.453
B	19.05	25.40	.750	1.000
C	17.00	17.47	.669	.688
D	—	11.43	—	.450
E	1/4-28 UNF-2A	—	1/4-28 UNF-2A	—
F	3.56	4.44	.140	.175
G	—	9.52	—	.375

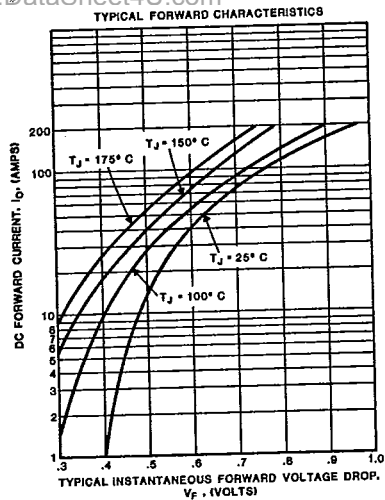


FIGURE 1

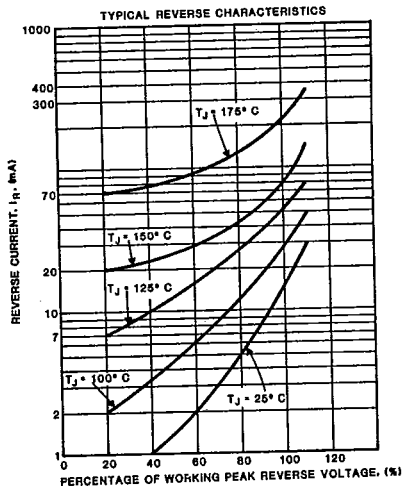


FIGURE 2

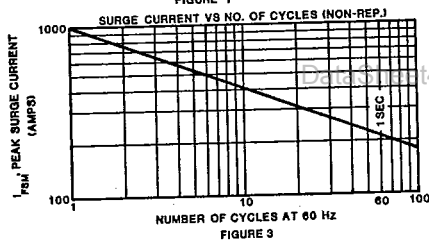


FIGURE 3

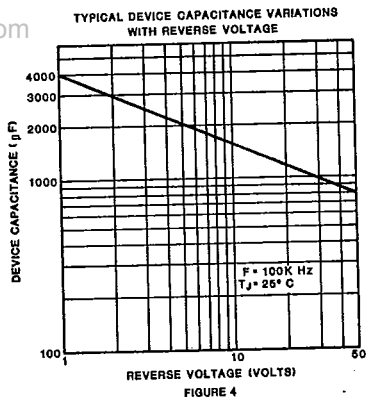


FIGURE 4

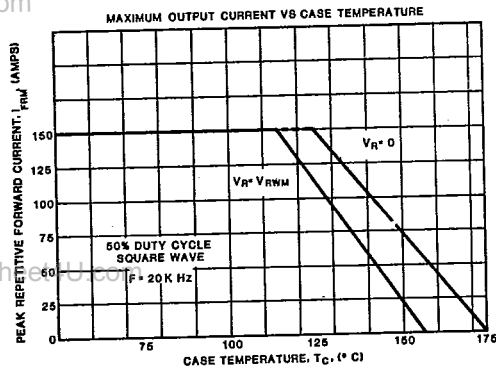


FIGURE 5