

Silicon Bridge Rectifiers

W005M--W10M

FEATURES

- Rating to 1000V PRV
- Ideal for printed circuit board
- Surge overload rating to 50 Amperes peak
- Reliable low cost construction utilizing molded plastic technique results in inexpensive product
- Mounting Position: Any
- Glass passivated chip junctions



Lead-free

Maximum Ratings (@TA = 25°C unless otherwise specified)

Characteristic	Symbol	W005M	W01M	W02M	W04M	W06M	W08M	W10M	UNITS
Maximum recurrent peak reverse voltage	V_{RRM}	50	100	200	400	600	800	1000	V
Maximum RMS voltage	V_{RMS}	35	70	140	280	420	560	700	V
Maximum DC blocking voltage	V_{DC}	50	100	200	400	600	800	1000	V
Maximum average forward Output current @TA=50°C	$I_{F(AV)}$	1.5							A
Peak forward surge current 8.3ms single half-sine-wave superimposed on rated load	I_{FSM}	50.0							A

Thermal Characteristics

Characteristic	Symbol	W005M	W01M	W02M	W04M	W06M	W08M	W10M	UNITS
Operating junction temperature range	T_J	- 55 ---- + 125							°C
Storage temperature range	T_{STG}	- 55 ---- + 150							°C

Electrical Characteristics (@TA = 25°C unless otherwise specified)

Characteristic	Symbol	W005M	W01M	W02M	W04M	W06M	W08M	W10M	UNITS
Maximum instantaneous forward voltage @1.0A	V_F	1.0							V
Maximum reverse current @TA=25°C at rated DC blocking voltage @TA=100°C	I_R	10.0 1.0							μA mA



Silicon Bridge Rectifiers

W005M--W10M

PACKAGE OUTLINE DIMENSIONS

WOM		
Dim	Min	Max
A	Ø 8.70	Ø 9.10
B	5.00	5.60
E	Ø0.60	Ø0.80
F	23.0min (长) \ 18.50min (短)	
F1	2.0min	
K	4.70	5.30
All Dimensions in mm		

PACKAGE INFORMATION

Device	Package	Shipping
W005M--W10M	WOM	1000Units/Box



Silicon Bridge Rectifiers

W005M--W10M

FIG.1 – DERATING OUTPUT RECTIFIED CURRENT

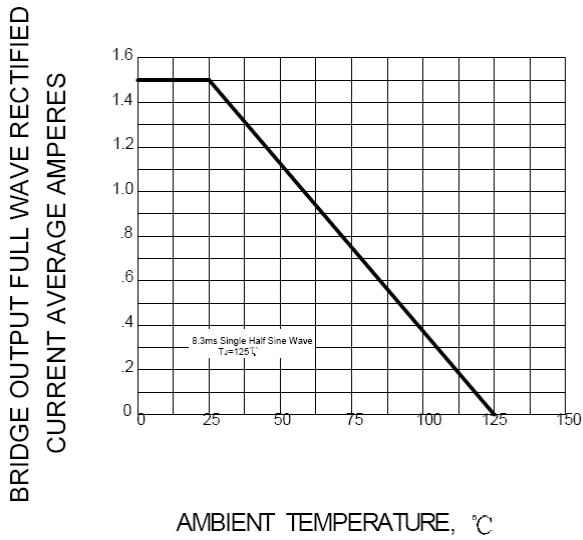


FIG.2 – MAXIMUM FORWARD SURGE CURRENT

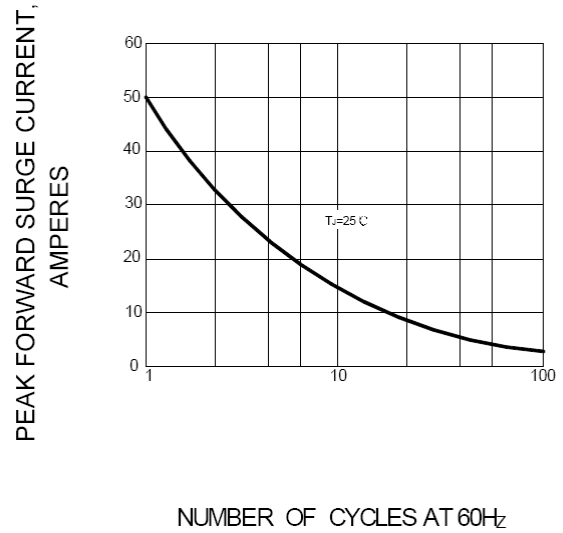


FIG.3 – TYPICAL FORWARD CHARACTERISTIC

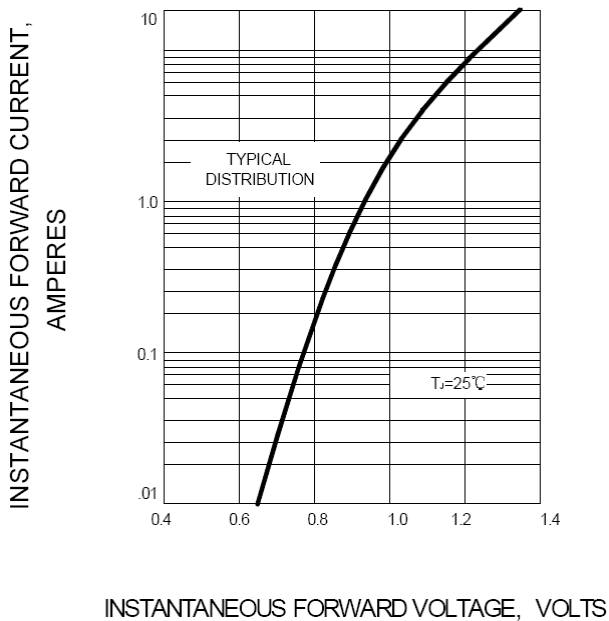


FIG.4 – TYPICAL REVERSE CHARACTERISTIC

