

# W005 THRU W10

## SINGLE-PHASE BRIDGE RECTIFIER

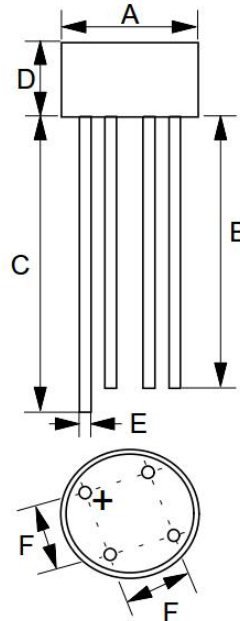
REVERSE VOLTAGE 50 to 1000 Volts    FORWARD CURRENT 1.5 Amperes

### FEATURES

- ◆ Rating to 1000VPRV.
- ◆ Ideal for printed circuit board.
- ◆ Low forward voltage drop, high current capability.
- ◆ Reliable low cost construction utilizing molded epoxy technique results in inexpensive product.
- ◆ The plastic material has UL flammability classification 94V-0.

### Mechanical Data

- ◆ Case: Molded plastic.
- ◆ Polarity: As marked on Body.
- ◆ Weight: 0.05 ounces, 1.42grams.
- ◆ Mounting position: Any.



WOB		
DIM.	MIN.	MAX.
A	8.90	9.30
B	25.4	-
C	27.9	-
D	5.10	5.60
E	0.70	0.80
F	4.60	5.60
All Dimensions in millimeter		

## MAXIMUM RATINGS AND ELECTRICAL CHARACTERISTICS

Rating at 25°C ambient temperature unless otherwise specified.

Single phase, half wave, 60Hz, resistive or inductive load. For capacitive load, derate current by 20%

PARAMETER	SYMBOL	W005	W01	W02	W04	W06	W08	W10	UNIT
Maximum Recurrent Peak Reverse Voltage	$V_{RRM}$	50	100	200	400	600	800	1000	V
Maximum RMS Voltage	$V_{RMS}$	35	70	140	280	420	560	700	V
Maximum DC Blocking Voltage	$V_{DC}$	50	100	200	400	600	800	1000	V
Maximum Average Forward Rectified Current @ $T_A=25^\circ\text{C}$	$I_{(AV)}$	1.5							A
Peak Forward Surge Current 8.3ms single half sine-wave superimposed on rated load (JEDEC Method)	$I_{FSM}$	50							A
Maximum forward Voltage at 1.0A DC	$V_F$	1.0							V
Maximum DC Reverse Current at Rated DC Blocking Voltage @ $T_J=25^\circ\text{C}$ @ $T_J=125^\circ\text{C}$	$I_R$	50 500							$\mu\text{A}$
$I^2t$ Rating for fusing ( $t < 8.3\text{ms}$ )	$I^2t$	10.4							$\text{A}^2\text{S}$
Typical Junction Capacitance per element (Note 1)	$C_J$	20							pF
Typical Thermal Resistance (Note 2)	$R_{\theta JA}$	36							$^\circ\text{C}/\text{W}$
Operating Temperature Range	$T_J$	-55 to +150							$^\circ\text{C}$
Storage Temperature Range	$T_{STG}$	-55 to +150							$^\circ\text{C}$

Note: 1. Measured at 1.0 MHz and applied reverse voltage of 4.0 Volts.

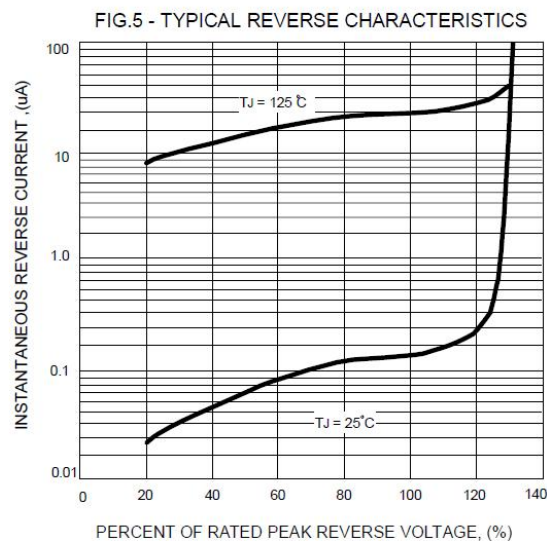
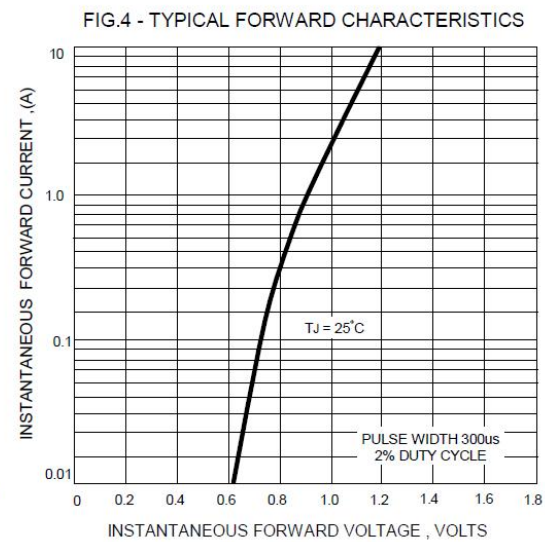
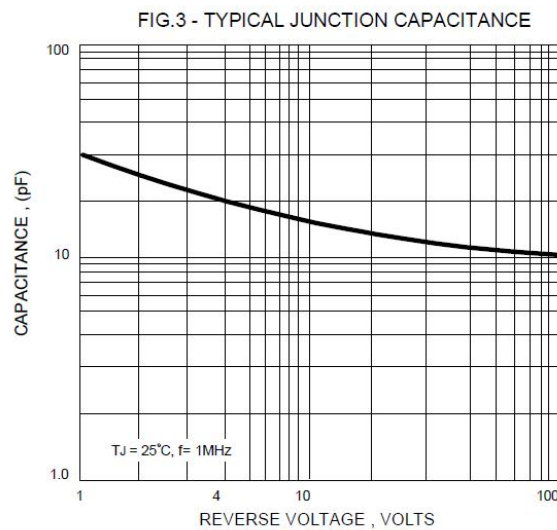
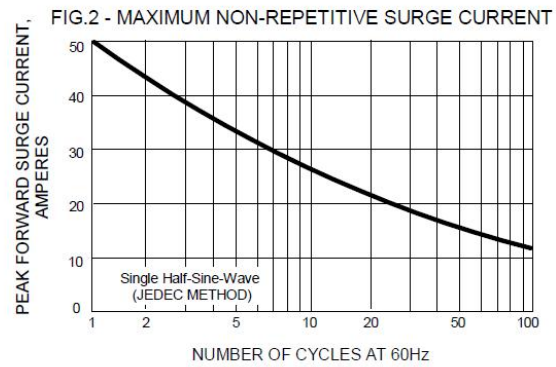
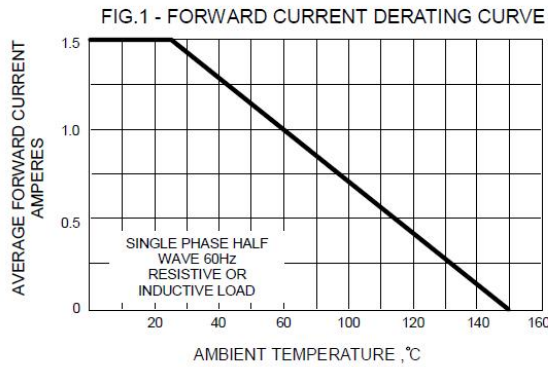
2. Thermal Resistance Junction to Ambient.

# W005 THRU W10

## SINGLE-PHASE BRIDGE RECTIFIER

REVERSE VOLTAGE 50 to 1000 Volts FORWARD CURRENT 1.5 Amperes

### RATING AND CHARACTERISTIC CURVES W005 THRU W10



Note: Specifications are subject to change without notice. For more detail and update, please visit our website.