

1.5A Glass Passivated Bridge Rectifier

Features

- Glass passivated chip junction
- High case dielectric strength
- Typical I_R less than $0.1\mu A$
- High surge current capability
- Ideal for printed circuit boards
- High temperature soldering guaranteed: $260^\circ C/10$ seconds
0.375" (9.5mm) lead length at 5lbs.(2.3kg) tension
- This series is UL recognized under component index, File number E194718
- RoHS compliant



WOG



Mechanical Data

Case:	WOG, Epoxy meets UL 94V-0 flammability rating
Terminals:	Plated leads solderable per MIL-STD-750, Method 2026
Polarity:	As marked on case
Weight:	0.04 ounce, 1.1 grams

Maximum Ratings And Electrical Characteristics ($T_{amb}=25^\circ C$)

Symbols	Parameter	W005G	W01G	W02G	W04G	W06G	W08G	W10G	Unit	Conditions
VRRM	Maximum Repetitive Peak Reverse Voltage	50	100	200	400	600	800	1000	V	
VRMS	Maximum RMS Voltage	35	70	140	280	420	560	700	V	
VDC	Maximum DC Blocking Voltage	50	100	200	400	600	800	1000	V	
IF(AV)	Maximum Average Forward Rectified Current at 0.375" (9.5mm) lead length	1.5							A	$T_A=25^\circ C$
IFSM	Peak Forward Surge Current	50							A	8.3ms Single Sine-wave Superimposed on Rated Load (JEDEC Method)
I²t	Rating for Fusing ($t < 8.3ms$)	10							A ² sec	

1.5A Glass Passivated Bridge Rectifier

W005G - W10G

Symbols	Parameter	W005G	W01G	W02G	W04G	W06G	W08G	W10G	Unit	Conditions
V_F	Maximum Instantaneous Forward Voltage Drop per leg	1.0							V	IF=1.0A
I_R	Maximum DC Reverse Current at Rated DC Blocking Voltage per leg	5.0							μA	TA=25°C
		500								TA=125°C
C_J	Typical Junction Capacitance per leg	14							pF	VR=4V, f=1MHz
R_{θJA}	Typical Thermal Resistance per leg	36							°C/W	Note 1
R_{θJL}		11								
T_J, T_{STG}	Operating Junction and Storage Temperature Range	-55 to +150							°C	

Note: 1. Thermal resistance from junction to ambient and from junction to lead at 0.375" (9.5mm) lead length P.C.B. mounting.
P.C.B. size 0.22 x 0.22" (5.5 x 5.5mm).

Rating and Characteristic Curves

Fig.1- Derating Curve Output Rectified Current

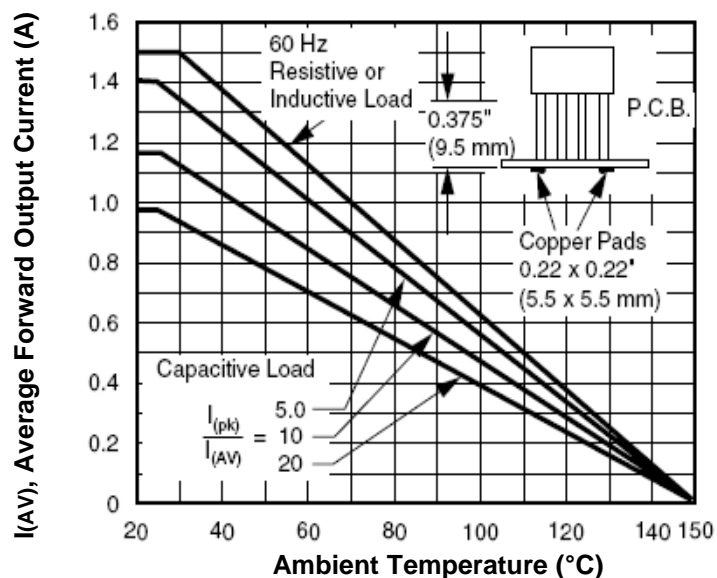
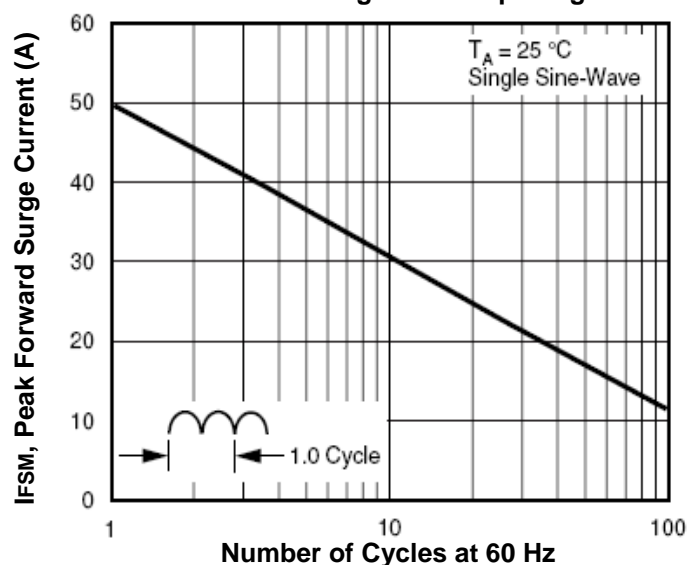


Fig.2-Maximum Non-Repetitive Peak Forward Surge Current per leg



1.5A Glass Passivated Bridge Rectifier

W005G - W10G

Fig.3-Typical Forward Characteristics per leg

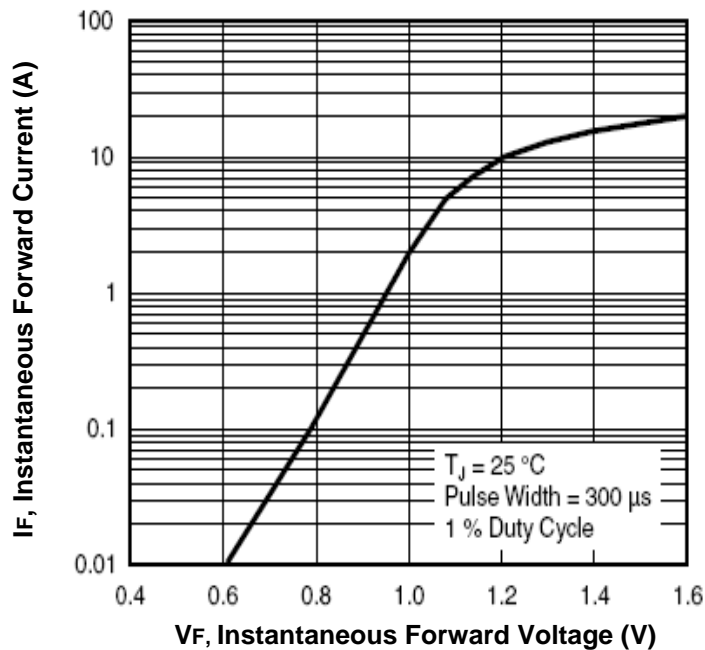


Fig.4-Typical Reverse Leakage Characteristics per leg

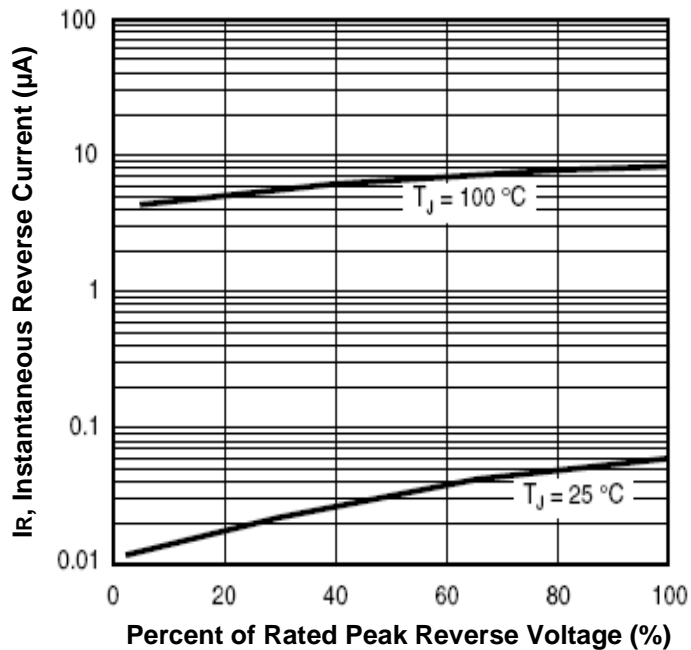
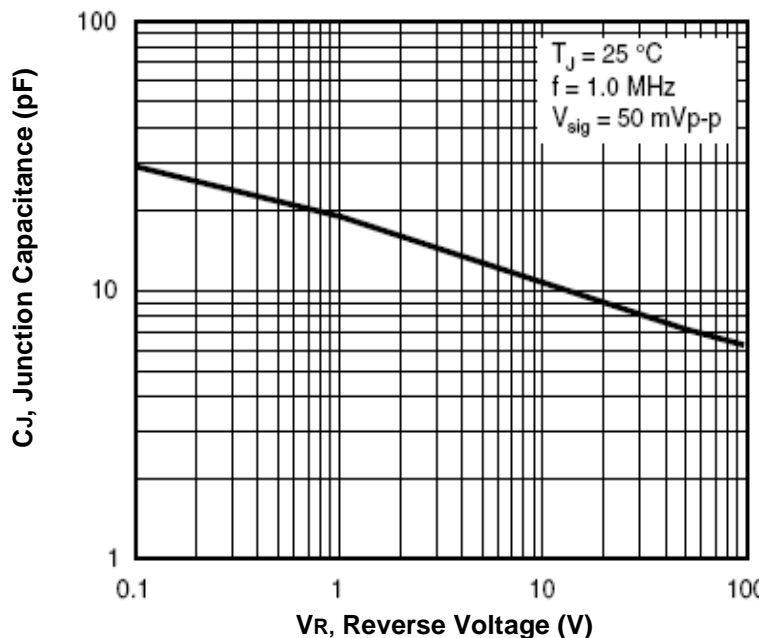


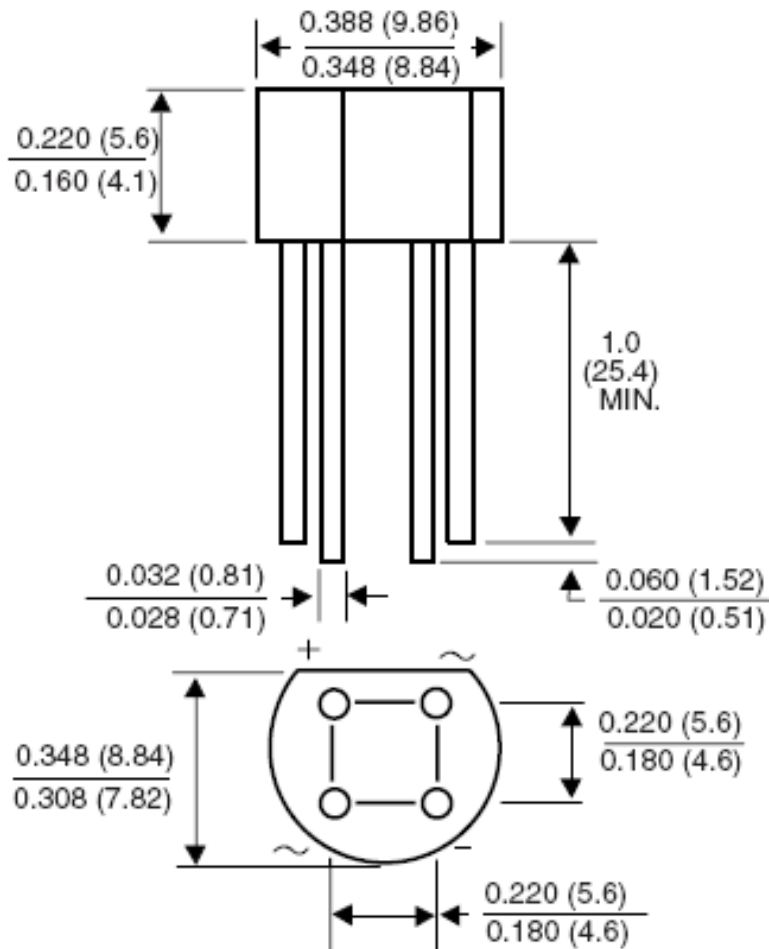
Fig.5-Typical Junction Capacitance per leg



1.5A Glass Passivated Bridge Rectifier

W005G - W10G

Dimensions in inch (mm)



Case Style WOG

1.5A Glass Passivated Bridge Rectifier

W005G - W10G

How to contact us

USA HEADQUARTERS

28040 WEST HARRISON PARKWAY, VALENCIA, CA 91355-4162

Tel: (800)-TAITRON (800)-824-8766 (661)-257-6060

Fax: (800)-TAITFAX (800)-824-8329 (661)-257-6415

Email: taitron@taitroncomponents.com

Http://www.taitroncomponents.com

TAITRON COMPONENTS INCORPORATED TAIWAN BRANCH

6F., NO.190, SEC. 2, ZHONGXING RD., XINDIAN DIST., NEW TAIPEI CITY 23146, TAIWAN R.O.C.

Tel: 886-2-2913-6238

Fax: 886-2-2913-6239

TAITRON COMPONENT TECHNOLOG SHANGHAI CORPORATION

SUITE 1503, METROBANK PLAZA, 1160 WEST YAN'AN ROAD, SHANGHAI, 200052, CHINA

Tel: +86-21-5424-9942

Fax: +86-21-2302-5027