

承認書

SPECIFICATION FOR APPROVAL

CUSTOMER: 2144

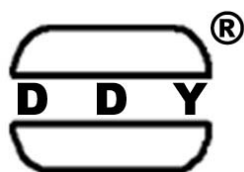
DESCRIPTION: COMMON MODE CHOKE

DDY PART NO: WBA0805D801PT-HF

CUSTOMERMODELNO: _____

DRAWING		
MADE	CHECKED	APPROVED
聂旭彬	黄志伟	陈启善
DATE:	2021年11月15日	

CUSTOMER APPROVE



惠州市德立电子有限公司
HUI ZHOU DE LI ELECTRONICS CO., LTD

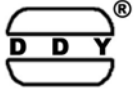
廣東省博羅縣洲際工業園梅園三路
NO.3 MEI YUAN ROAD,ZHOU JI INDUSTRIAL AREA,BOLUO COUNTY GUANGDONG

電話：0752-6207968 0752-6207962

傳真：0752-6207969

郵編：516100

Http://ddycoils.com



惠州市德立电子有限公司

HUIZHOU DE LI ELECTRONICS CO., LTD

CUSTOMER:	2144	REV NO:	A1.0
DESCRIPTION:	COMMON MODE CHOKE	PAGE NO:	PAGE 1 OF 6
PART NO:	WBA0805D801PT-HF	SN.	
CUSTOMER NO:		DATE:	2021年11月15日

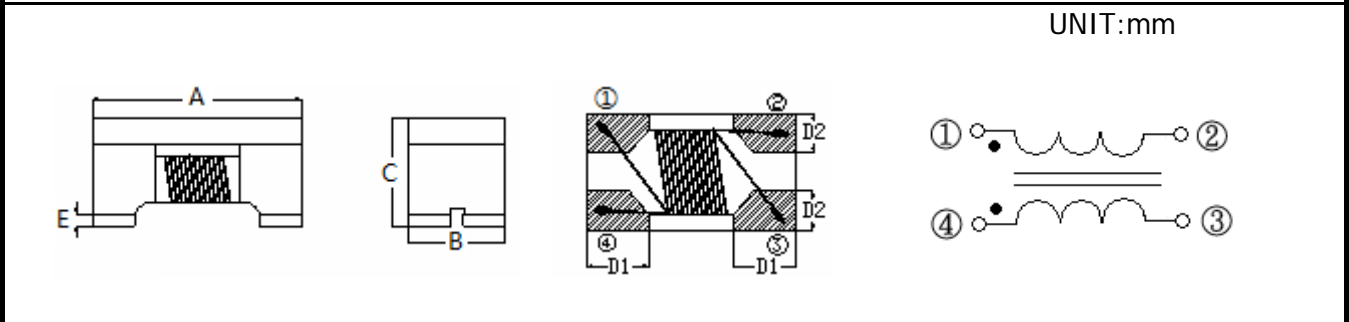
CATALOG

Resume	P2
Shape & Dimension	P3
Characteristic	P3
Part numbering system	P3
General specification	P3
Soldering Conditions	P4
Material List	P4
Package Information	P5
Electrical Characteristic Curve	P6



CUSTOMER:	2144	REV NO:	A1.0
DESCRIPTION:	COMMON MODE CHOKE	PAGE NO:	PAGE 3 OF 6
PART NO:	WBA0805D801PT-HF	SN.	
CUSTOMER NO:		DATE:	2021年11月15日

1.SHAPE & DIMENSION



CODE	A	B	C	D1	D2	E	
DIMENSION	2.0±0.2	1.2±0.2	1.2±0.2	0.55Typ.	0.46Typ.	0.2±0.1	

2. ELECTRICAL CHARACTERISTICS @25°C

Part Number	Z	Freq	Rdc	Irms	Rated Voltage	Min Insulation Resistance
	(Ω)	(MHz)	(Ω)max	(mA)max	Volts	MΩ
WBA0805D801PT-HF	800	100	0.88	300	50	10

3. PART NUMBERING SYSTEM

WBA □□□□ □ □□□ □ □ — □□
1 **2** **3** **4** **5** **6** **7**

- 1 PRODUCT SYMBOL (产品代号)
- 2 DIMENSIONS (规格尺寸)
- 3 MATERIAL (芯片类型)
- 4 IMPEDANCE (阻抗)
- 5 TOLERANCE (公差) : P±25%; N±30%
- 6 PACKAGING (包装方式) : T-编带盘装; B-散装
- 7 E.P. (环保) : LF—Lead Free HF—Halogen Free FP—Red Phosphor Free

4.GENERAL SPECIFICATION

- a. Rating DC current: Temperature rise(ΔT) is 40°C approximately at Irms.
- b. Operating temp.: -40°C~ +85°C
- c. Storage temp.: -10°C ~ +40°C R.H.: 65% Max
- d. Moisture sensitivity level (MSL) 2 (1 year floor life at <30°C/65% relative humidity)

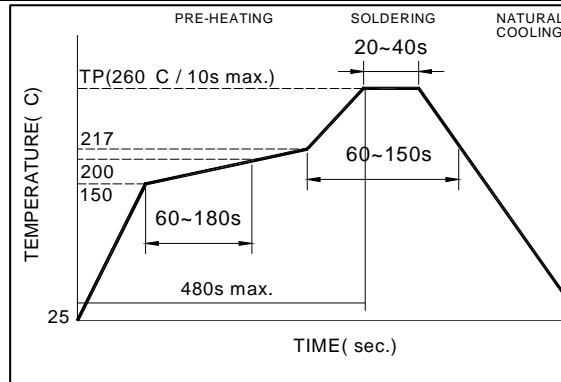
APPROVED BY	CHECKED BY	DRAFT
陈启善	黄志伟	聂旭彬



CUSTOMER:	2144	REV NO:	A1.0
DESCRIPTION:	COMMON MODE CHOKE	PAGE NO:	PAGE 4 OF 6
PART NO:	WBA0805D801PT-HF	SN.	
CUSTOMER NO:		DATE:	2021年11月15日

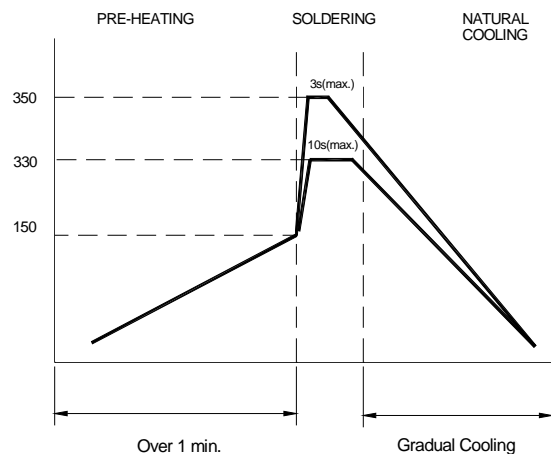
5. SOLDERING CONDITIONS

Figure 1.
Re-flow Soldering (Lead Free)



Note:

Figure 2.
Hand Soldering



Note:

- Use a 20 watt soldering iron with tip diameter of 1.0mm
- Limit soldering time to 3 sec.

6. MATERIAL LIST

NO	DESCRIPTION	DESCRIPTION	SUPPLIER
1	Upper Plate	Ferrite	Flag Magnetic Or equivalent
2	Core	Ferrite Core	Flag Magnetic Or equivalent
3	Wire	Enameled Copper Wire	Elektrisola Or equivalent

REMARK:

APPROVED BY	CHECKED BY	DRAWN BY
陈启善	黄志伟	聂旭彬



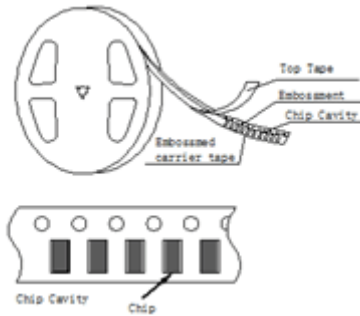
惠州市德立电子有限公司
HUI ZHOU DE LI ELECTRONICS CO., LTD

CUSTOMER:	2144	REV NO:	A1.0
DESCRIPTION:	COMMON MODE CHOKE	PAGE NO:	PAGE 5 OF 6
PART NO:	WBA0805D801PT-HF	SN:	
CUSTOMER NO:		DATE:	2021年11月15日

7. PACKAGING(unit: mm)

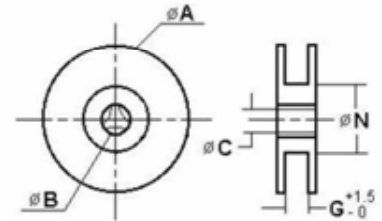
Type	0805
Quantity	2000

TAPING DRAWINGS

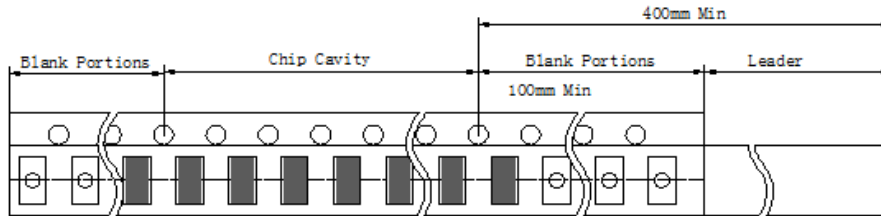


REEL DIMENSIONS(UNIT:mm)

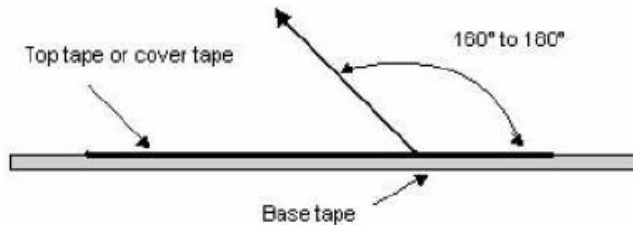
	A	B	C	N	G
CF-8	178±2.0	22±2.0	12.5±1.5	57±2.0	8



LEADER AND BLANK PORTION



PEELLING OFF FORCE:0.05 to 0.7N in the direction show below.



注意:

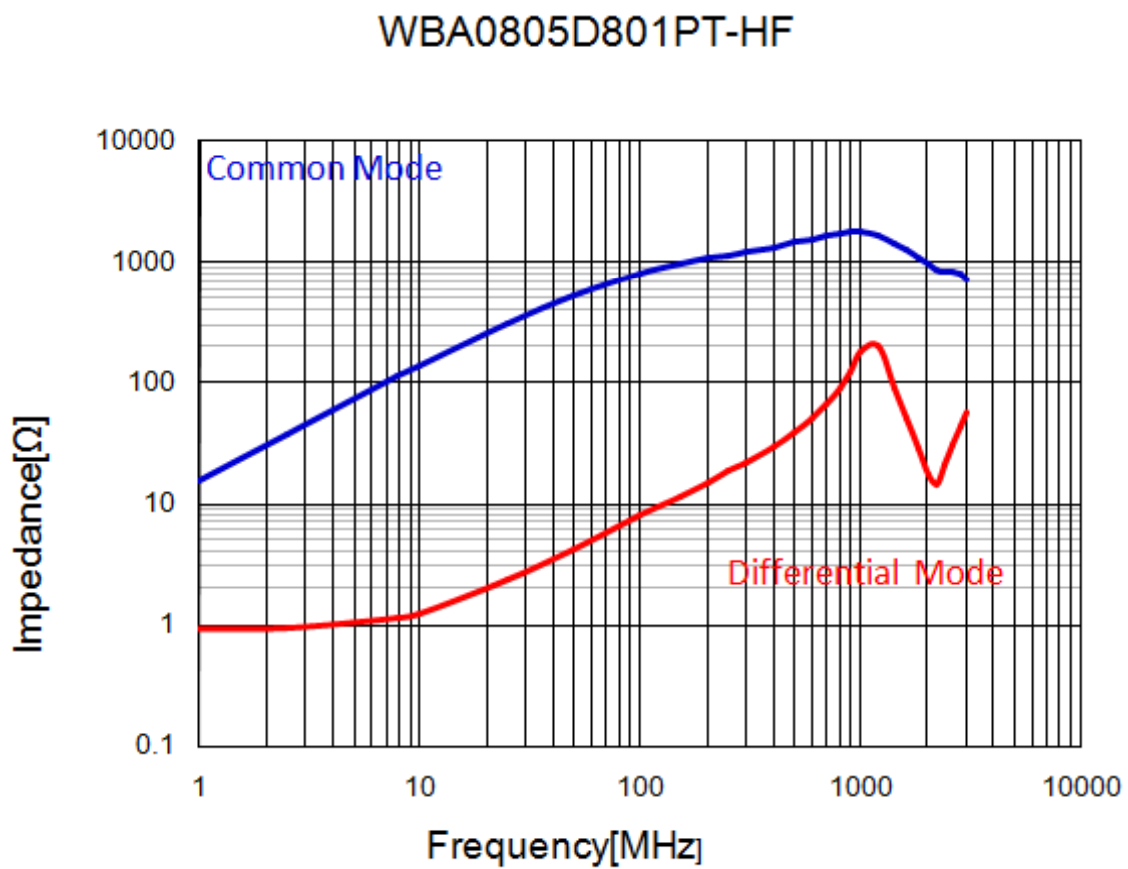
此物料不涉及汽车或相关产品方面的应用，否则，由此引起的一切品质和责任问题，我司将概不承担。

APPROVED BY	CHECKED BY	DRAFT
陈启善	黄志伟	聂旭彬



CUSTOMER:	2144	REV NO:	A1.0
DESCRIPTION:	COMMON MODE CHOKE	PAGE NO:	PAGE 6 OF 6
PART NO:	WBA0805D801PT-HF	SN:	
CUSTOMER NO:		DATE:	2021年11月15日

7.ELECTRICAL CHARACTERISTIC CURVE



APPROVED BY	CHECKED BY	DRAFT
陈启善	黄志伟	聂旭彬