

Linear Current Sensor with differential outputs**Features:**

- 14X10 mm² and 9 mm² current conductor through hole
- Output voltage proportional to AC and DC current
- Built-in AC to DC rectifier circuit
- Wide sensing current range 0~20 A at 5V volt
- High sensitive differential outputs
Single Ended, Sensitivity: 72mV/A
Differential output, Sensitivity: 144mV/A
- Wide operating voltage range 3.0~12 V
- Low operating current 3 mA
- Isolation voltage 4000V
- Ratiometric output from supply voltage
- 23K Hz Bandwidth
- Two bronze sticks for easy soldering on PCB

**Functional Description :**

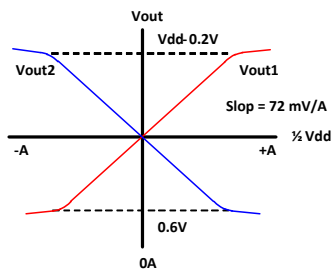
The Winson WCS2200 current sensor provides economical and precise solution for both DC and AC current sensing in industrial, commercial and communications systems. The unique package provides easy implementation without breaking original system and make current sensing possible. Typical applications include motor control, load detection and management, over-current fault detection and any intelligent power management system etc...

The WCS2200 consists of a precise, low-temperature drift linear hall sensor IC with temperature compensation. Users can use system's own electric wire by pass it through this hole to measure passing current. This design allow system designers to monitor any current path without breaking or changing original system layout at all. Any current flowing through this hole will generate a magnetic field which is sensed by the integrated Hall IC and converted into a proportional voltage.

The terminals of the conductive path are electrically isolated from the sensor leads. This allow the WCS2200 current sensor to be used in applications requiring electrical isolation without the use of opto-isolators or other costly isolation techniques and make system more competitive in cost.



Winson reserves the right to make changes to improve reliability or manufacturability.

Vout vs. Primary Current



Absolute Maximum Range

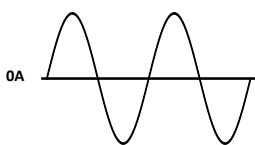
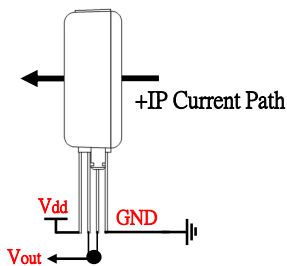
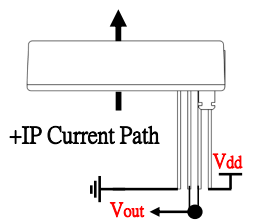
Supply Voltage, Vdd	14V
Output Current Sink	0.4mA
Output Current Source	2mA
Basic Isolation Voltage	4000V
Operating Temperature Range, Ta	-20°C to +125°C
Storage Temperature Range, Ts	-65°C to +150°C
Power Dissipation, Pd	1W



Order Information (Vdd = 5V)

Part No.	Through-hole	Sensitivity (Single Ended)	Current range
WCS2200	14X10 mm ²	72 mV/A	DC: ± 0 ~ 20A
WCS2200V	9 mm ²		AC: rms 15A

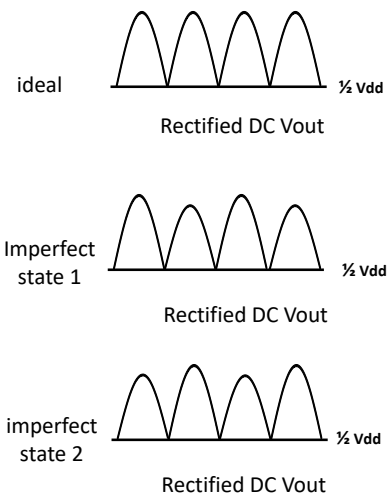
AC to DC Applications



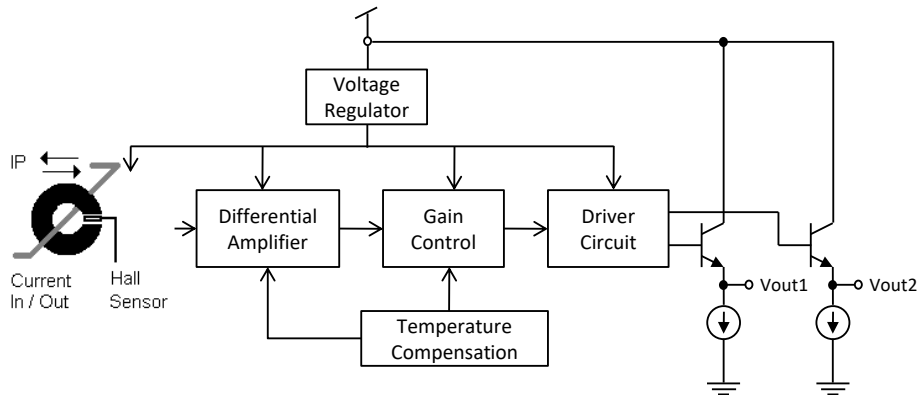
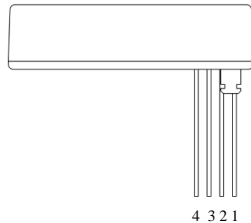
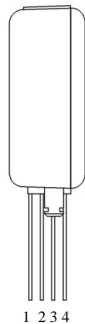
AC current IP

Note:

- This can get rectified DC signal by connecting Vout1 and Vout2, but the small signal will be offset.
- The state of rectified DC voltage output is shown below.



Winson reserves the right to make changes to improve reliability or manufacturability.

Function Block:

Functional Block Diagram


Number	Name	Description
1	Vdd	Power supply terminal
2	Vout1	Analog output signal 1
3	Vout2	Analog output signal 1
4	GND	Signal ground terminal

Electrical Characteristics:
(T=+25°C, Vdd=5.0V)

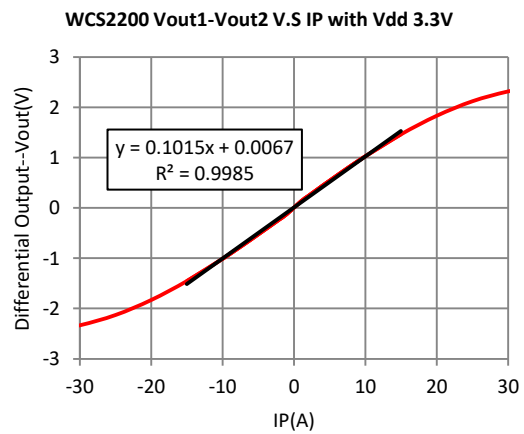
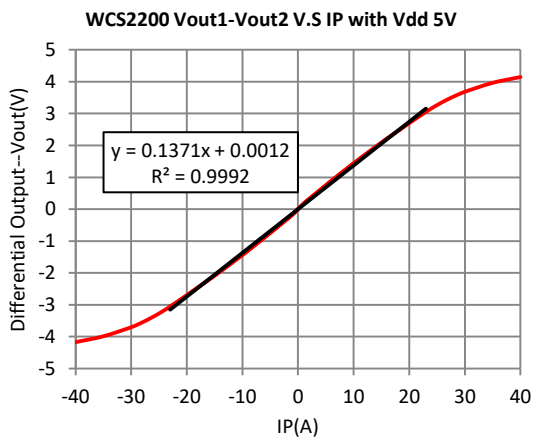
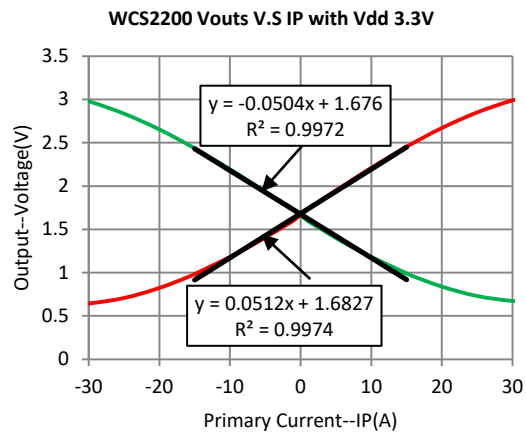
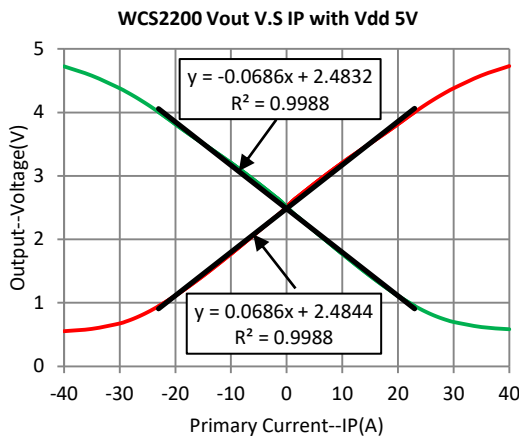
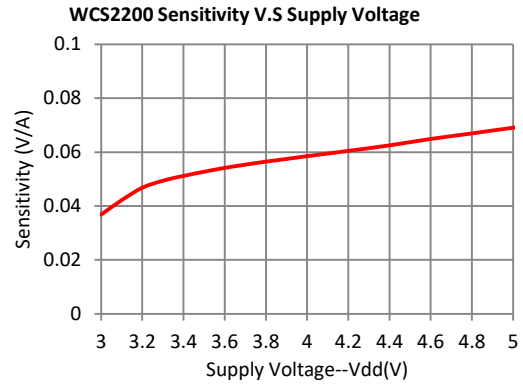
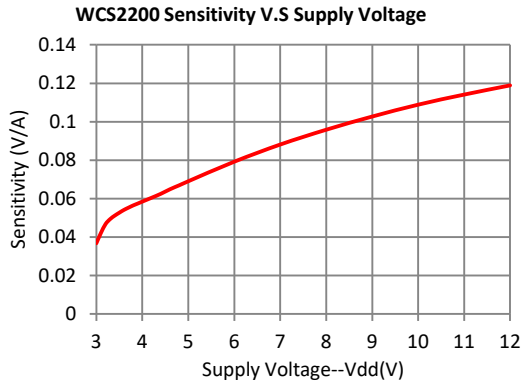
Characteristic	Symbol	Test Conditions	Min	Typ	Max	Units
Supply Voltage	Vdd	—	3.0	—	12	V
Supply Current	I _{supply}	I _P = 0 A	—	3.0	6.0	mA
Zero Current Vout	V _{OG1/2}	I _P = 0 A (DC Mode)	2.3	2.5	2.7	V
Zero Current Differential Vout	V _{OG1-2}	I _P = 0 A (DC Mode)	-0.4	—	0.4	V
Sensitivity (Single Ended)	ΔV _{out1/2}	I _P = ±10 A	60	72	84	mV/A
Sensitivity (Differential)	ΔV _{out12}	I _P = ±10 A	120	144	168	mV/A
Bandwidth	BW	—	—	23	—	kHz
Measurable Current Range	MR	Vdd=5V (DC Mode)	—	±20	—	A
		Vdd=5V (AC RMS)	—	15	—	
Temperature Drift	ΔV _{out}	I _P = 0 A	—	±1.0	—	mV/°C
Output Noise	V _{Np-p}	I _P = 0 A	—	16.6	—	mV
	V _{Np-p(0.01uF)}	I _P = 0 A, C = 0.01uF	—	3	—	

1. All output-voltage measurements are made with a voltmeter having an input impedance of at least 100kΩ

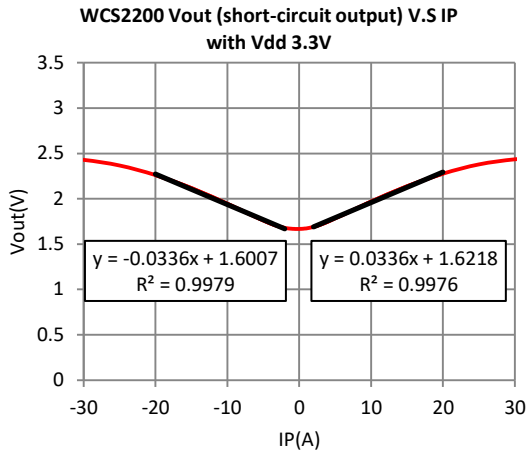
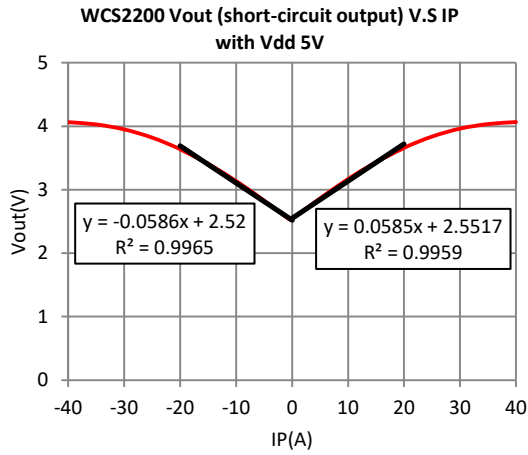
2. Do not apply any 'resistor load' on output pin, it will degrade IC's performance

Winson reserves the right to make changes to improve reliability or manufacturability.

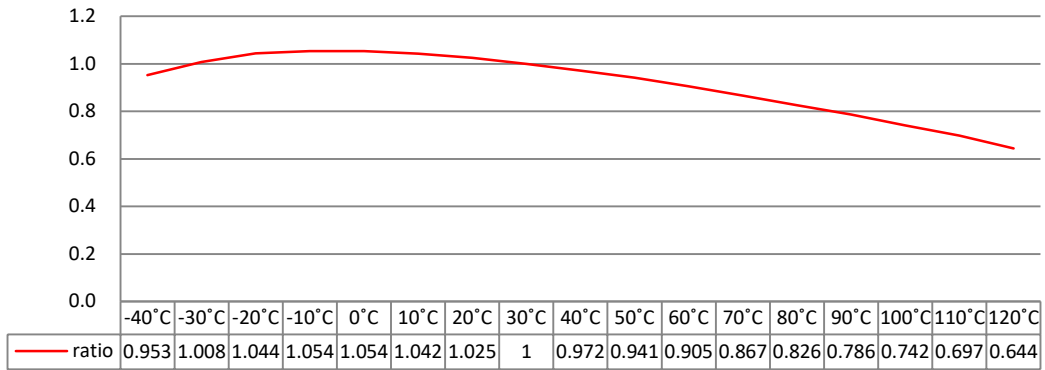
Characteristic Diagrams:



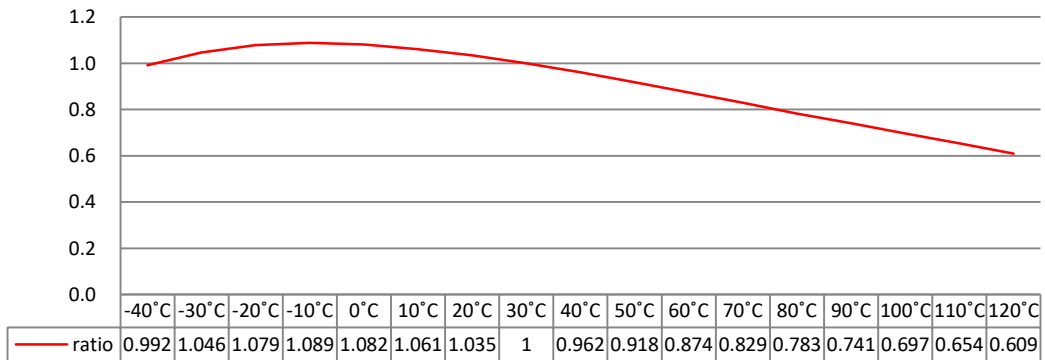
Winson reserves the right to make changes to improve reliability or manufacturability.



WCS2200 Sensitivity standardization of 30°C (5V) V.S Temperature

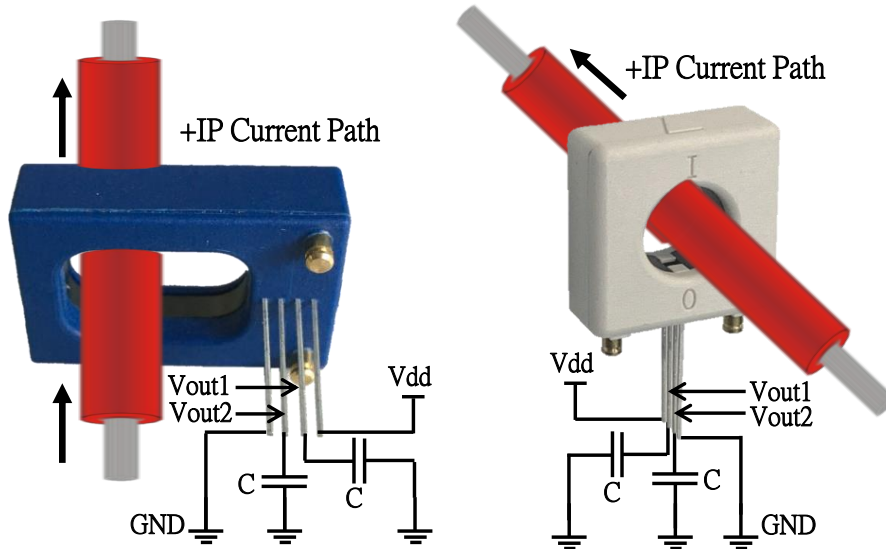


WCS2200 Sensitivity standardization of 30°C (3.3V) V.S Temperature

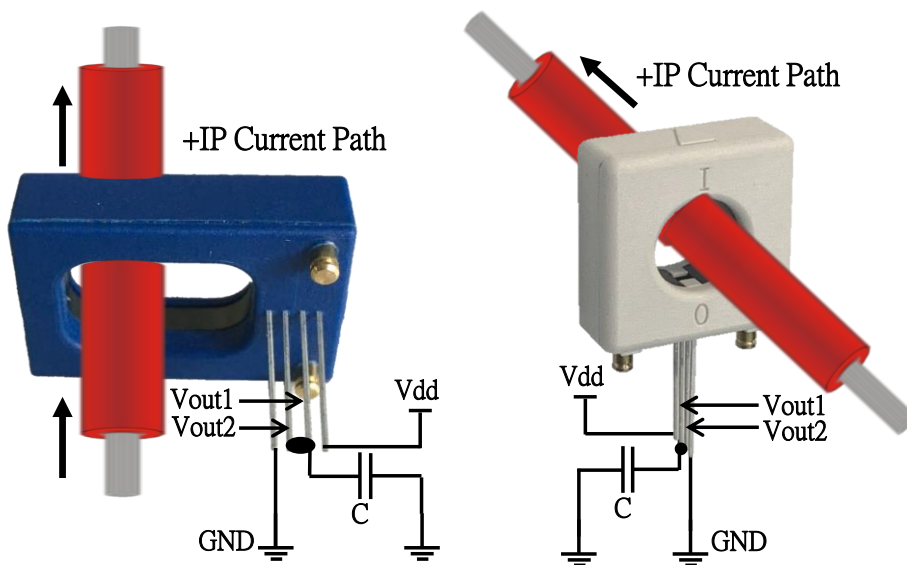


Winson reserves the right to make changes to improve reliability or manufacturability.

Application Circuit:



(1) Differential Output



(2) AC to DC

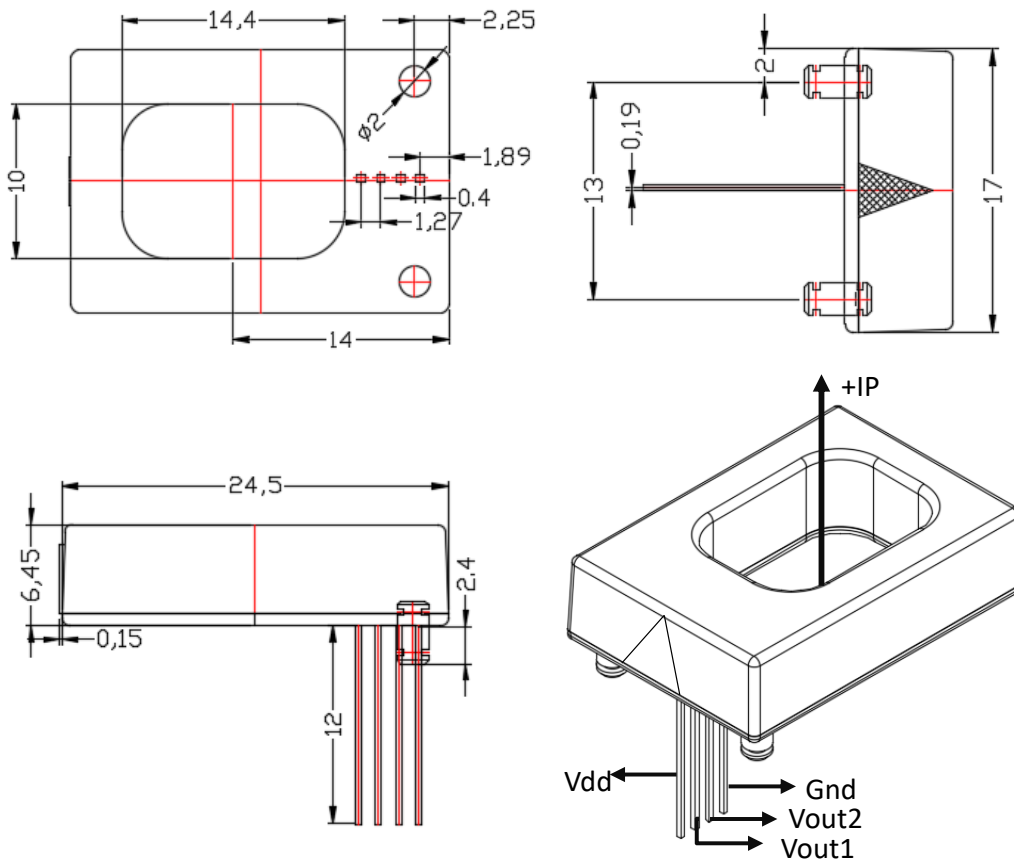
Capacitor **C**(0.01uF~0.1uF) is recommend to be connected between Vout1(Vout2) and GND to reduce output noise.

Winson reserves the right to make changes to improve reliability or manufacturability.

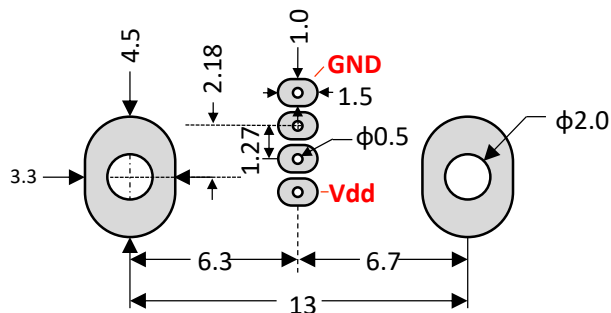
Package Information:

-WCS2200

(Unit: mm)

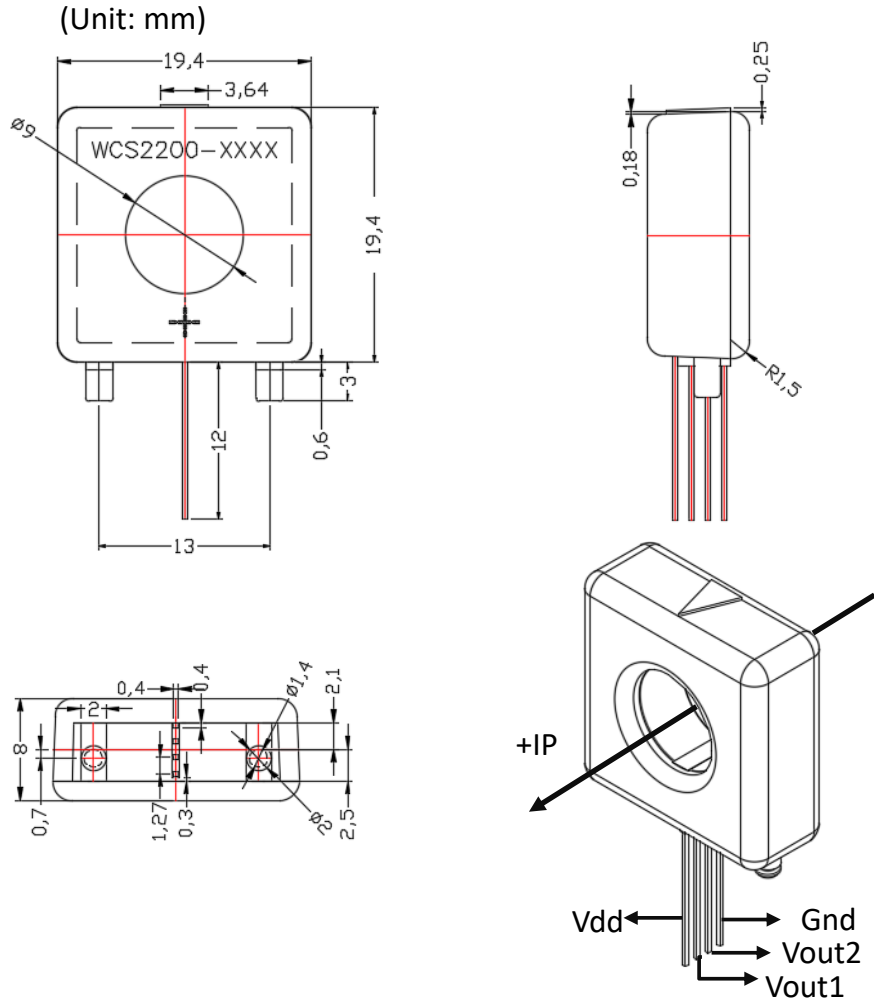


PCB Layout Reference View(Top View)

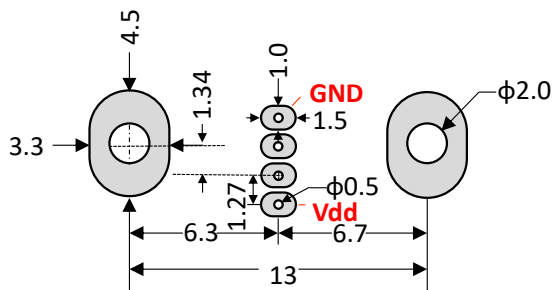


Winson reserves the right to make changes to improve reliability or manufacturability.

-WCS2200V



PCB Layout Reference View(Top View)



WCS Application Note : please refer to Winson Website -> Products-> Application Note -> WCS Application Note : <http://www.winson.com.tw/Product/83>

Winson reserves the right to make changes to improve reliability or manufacturability.