



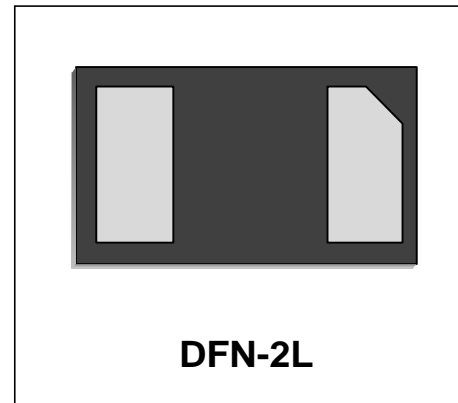
WE05DF-BN

Order Code: WE05DF-BN

Transient Voltage Suppressor

Features

- Protects one I/O or Power Line
- Low Clamping Voltage
- Working Voltage: 5V
- Low Leakage Current
- Response Time is Typically < 1 ns



IEC COMPATIBILITY (EN61000-4)

- IEC 61000-4-2 (ESD) $\pm 30\text{kV}$ (air), $\pm 30\text{kV}$ (contact)
- IEC 61000-4-4 (EFT) 40A (5/50ns)

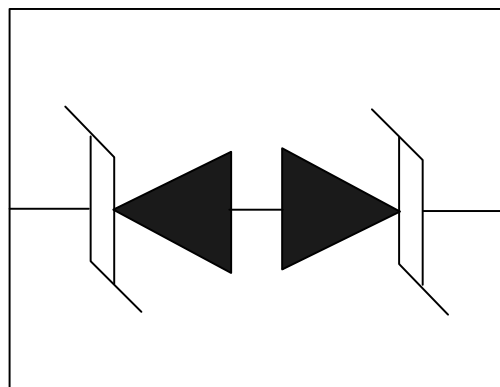
Mechanical Characteristics

- DFN-2L package
- Molding compound flammability rating: UL 94V-0
- Marking : Marking Code
- RoHS Compliant

Applications

- Cellular Handsets & Accessories
- Personal Digital Assistants (PDAs)
- Notebooks & Handhelds
- Portable Instrumentation
- Digital Cameras
- MP3 Players

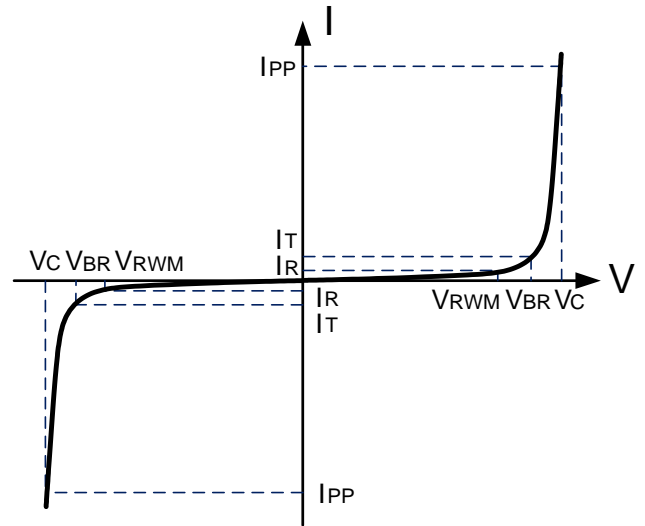
Schematic & PIN Configuration



Absolute Maximum Rating			
Rating	Symbol	Value	Units
Peak Pulse Power ($t_p = 8/20\mu s$)	P_{PP}	100	Watts
Operating Temperature	T_J	-55 to + 125	°C
Storage Temperature	T_{STG}	-55 to +150	°C

Electrical Parameters (T=25°C)

Symbol	Parameter
I_{PP}	Reverse Peak Pulse Current
V_C	Clamping Voltage @ I_{PP}
V_{RWM}	Working Peak Reverse Voltage
I_R	Reverse Leakage Current @ V_{RWM}
V_{BR}	Breakdown Voltage @ I_T
I_T	Test Current



Electrical Characteristics

WE05DF-BN						
Parameter	Symbol	Conditions	Minimum	Typical	Maximum	Units
Reverse Stand-Off Voltage	V_{RWM}				5.0	V
Reverse Breakdown Voltage	V_{BR}	$I_T=1mA$	6.0			V
Reverse Leakage Current	I_R	$V_{RWM}=5V, T=25^\circ C$			200	nA
Peak Pulse Current	I_{PP}	$t_p=8/20\mu s$			5	A
Clamping Voltage	V_C	$I_{PP}=1A, t_p=8/20\mu s$			9.5	V
Clamping Voltage	V_C	$I_{PP}=5A, t_p=8/20\mu s$		13	15	V
Junction Capacitance	C_j	$V_R=0V, f=1MHz$		7	10	pF

Typical Characteristics

Figure 1: Peak Pulse Power Vs Pulse Time

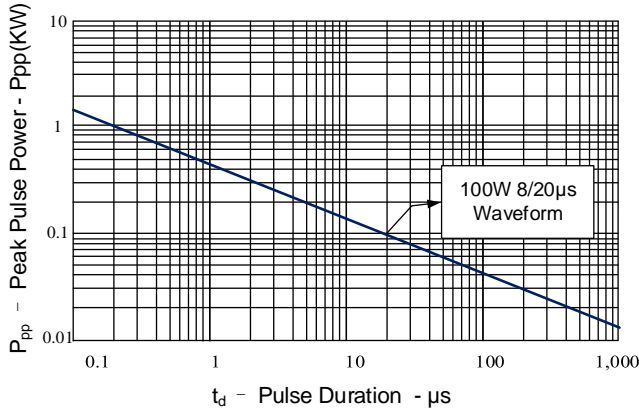


Figure 2: Power Derating Curve

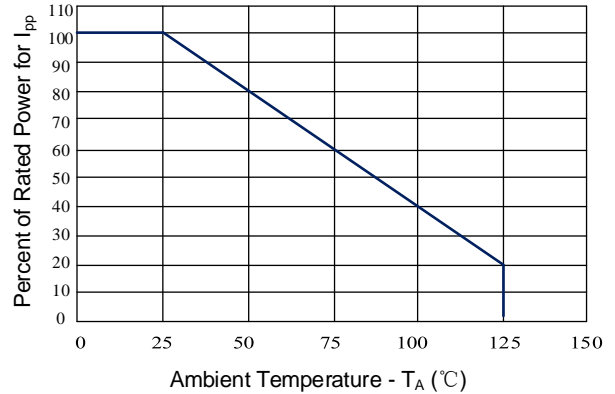


Figure 3: Clamping Voltage vs. Peak Pulse Current

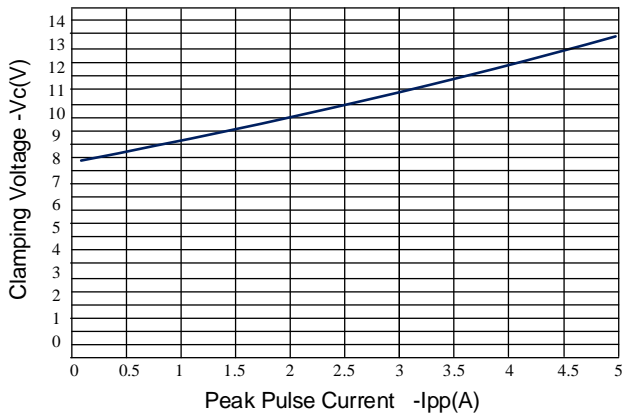


Figure 4: Normalized Junction Capacitance vs. Reverse Voltage

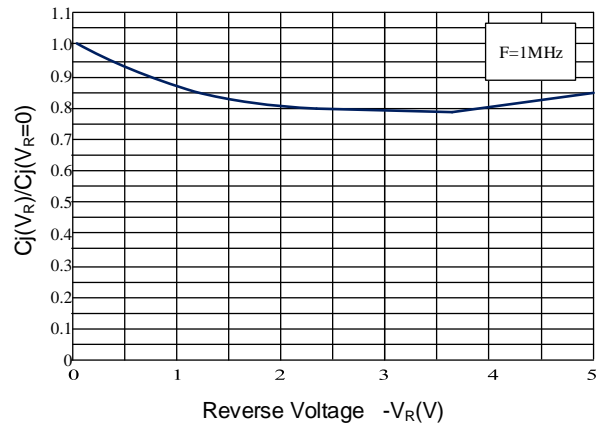


Figure 5: Pulse Waveform

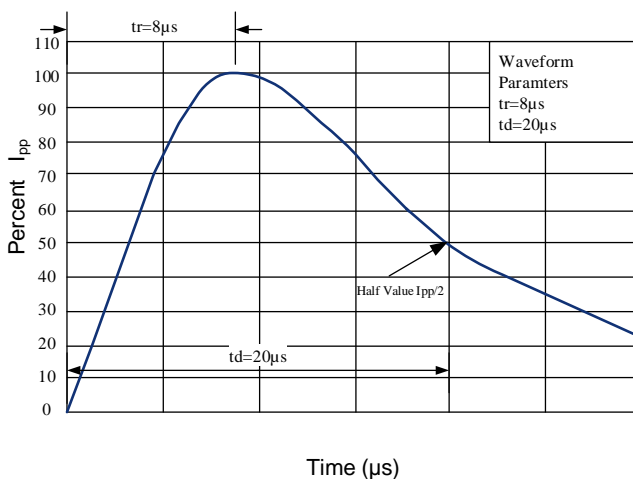
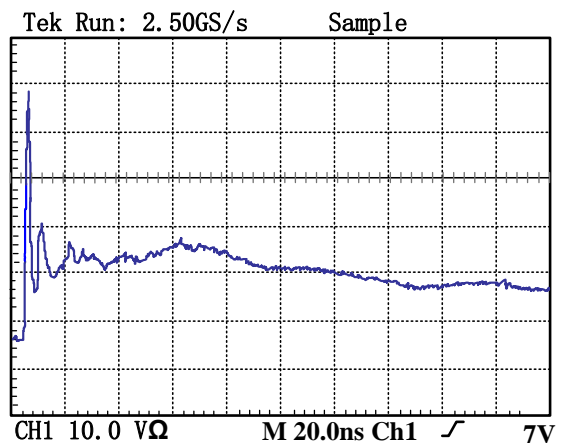
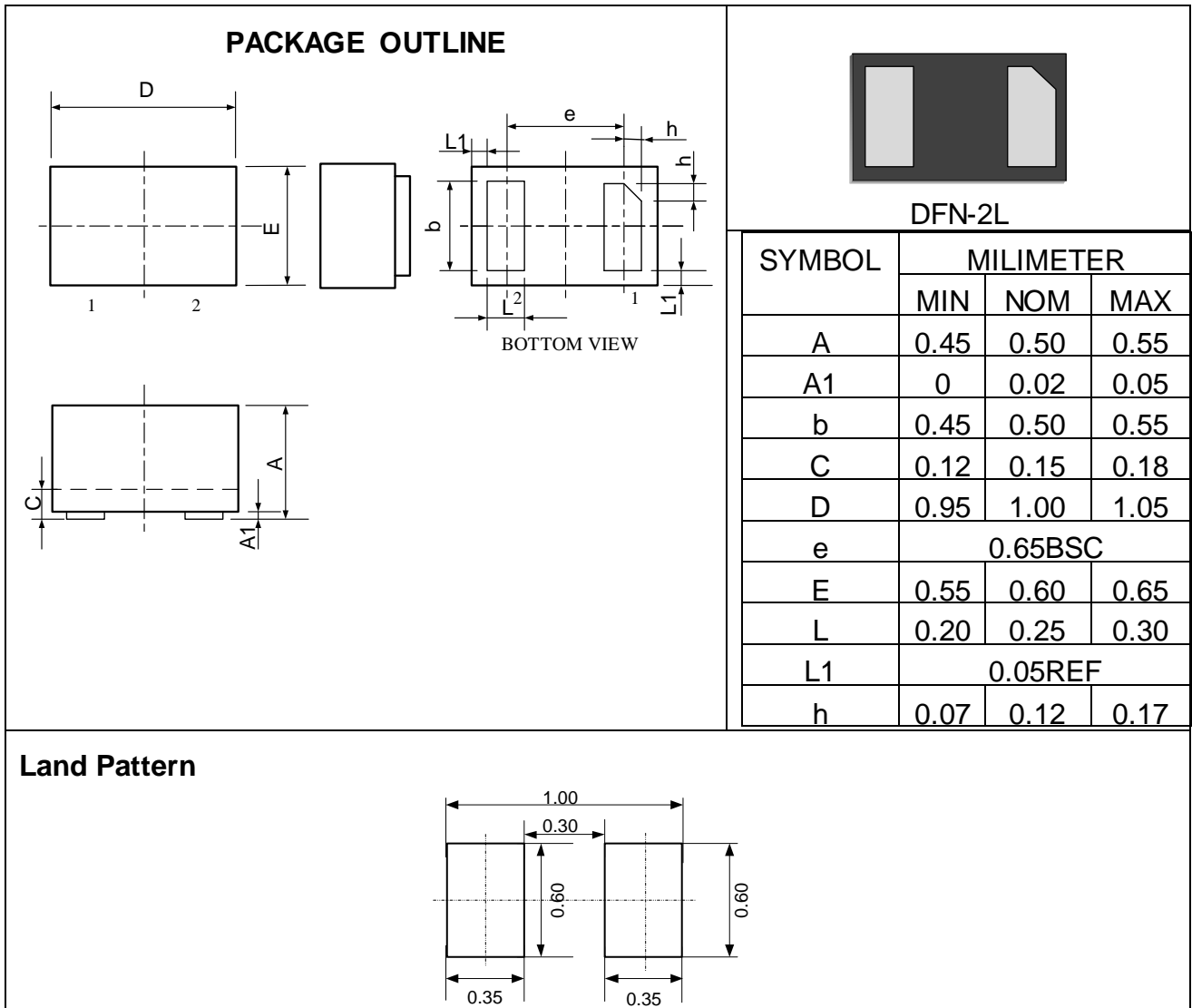


Figure 6: ESD Clamping(8kV Contact per IEC 61000-4-2)



Outline Drawing –DFN-2L



Marking Codes

Part Number	WE05DF-BN	Marking Code	PB
-------------	-----------	--------------	----

Package Information

Qty: 10k/Reel

CONTACT INFORMATION

CYG WAYON CIRCUIT PROTECTION CO., LTD.

No.1001, Shiwan (7) Road, Pudong District, Shanghai, P.R.China.201202

Tel: 86-21-68969993 Fax: 86-21-50757680 Email: market@way-on.com

WAYON website: <http://www.way-on.com>

For additional information, please contact your local Sales Representative.

CYWAYON ® is registered trademark of Wayon Corporation.

Specifications are subject to change without notice.
The device characteristics and parameters in this data sheet can and do vary in different applications and actual device performance may vary over time.
Users should verify actual device performance in their specific applications.