

DESCRIPTION

The WE05DRF-B is Bi-directional transient voltage suppressors (TVS) to protect sensitive electronic components from electrostatic discharge (ESD). It is particularly well-suited for cellular phones, PMP, MID, PDA, digital cameras and other electronic equipments.

FEATURES

- > 100 Watts Peak Pulse Power per Line ($t_p=8/20\mu s$)
- > Protects one bidirectional I/O line
- > Working voltages : 5V
- > Low leakage current
- > Low clamping voltage

APPLICATIONS

- > Cell Phone Handsets and Accessories
- > Microprocessor based equipment
- > Personal Digital Assistants (PDA's)
- > Notebooks, Desktops, and Servers
- > Portable Instrumentation
- > Peripherals
- > Pagers

IEC COMPATIBILITY

- > IEC61000-4-2 (ESD) $\pm 25kV$ (air), $\pm 15kV$ (contact)
- > IEC61000-4-4 (EFT) 40A (5/50ns)

MAXIMUM RATINGS AND CHARACTERISTICS

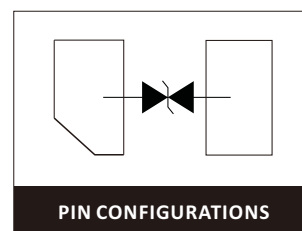

 Ratings at 25°C ambient temperature unless otherwise specified.

RATING	SYMBOL	VALUE	UNITS
Peak Pulse Power ($t_p=8/20\mu s$ waveform).	PPPM	100	Watts
Operating Temperature Range.	T _J	-55~+125	°C
Storage Temperature Range.	T _{STG}	-55~+150	°C

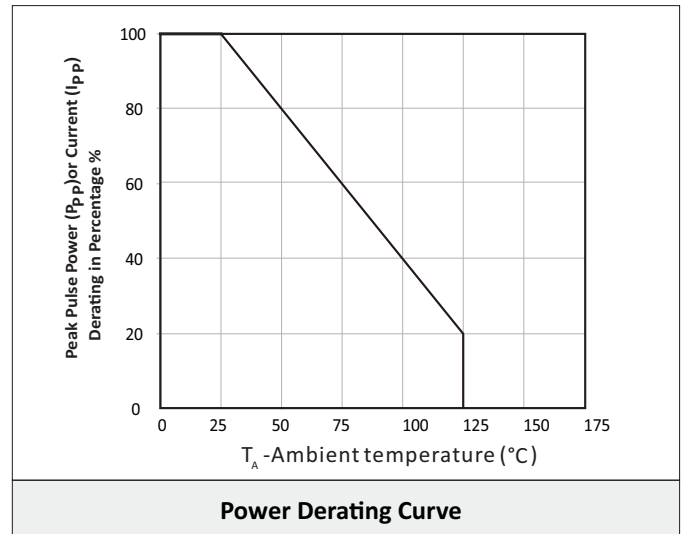
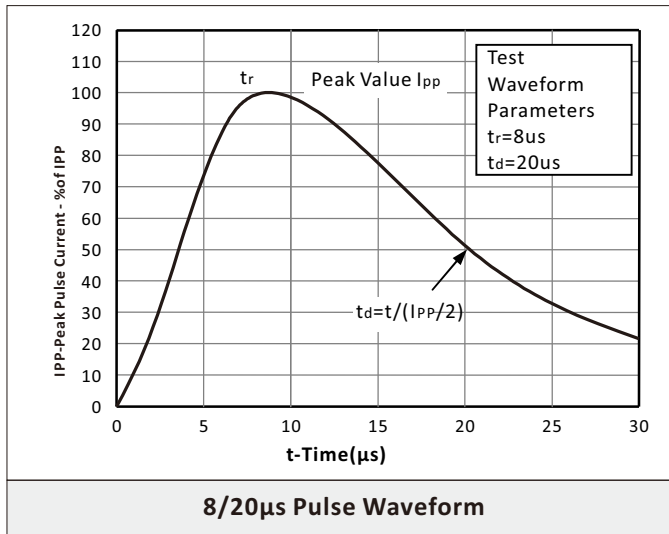
Stresses exceeding those listed in the Maximum Ratings table may damage the device. If any of these limits are exceeded, device functionality should not be assumed, damage may occur and reliability may be affected.

ELECTRICAL CHARACTERISTICS

Part Number	Device Marking Code	Reverse Stand-off Voltage Max.	Breakdown Voltage Min.	Test Current	Peak Pulse Current Max.@1A	Peak Pulse Current	Junction Capacitance Typ.	Reverse Leakage Max.
		V _{RWM} (V)	V _{BR} (V)	I _T (mA)	V _C (V)	V _C (V) Max. @A	C _T (PF)	I _R (μA)
WE05DRF-B	H5	5.00	6.00	1	15	30 2	0.4	1

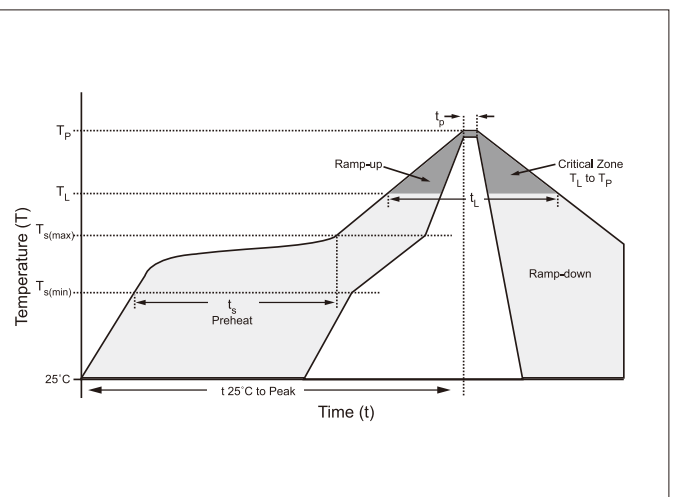


PRODUCT DIMENSIONS



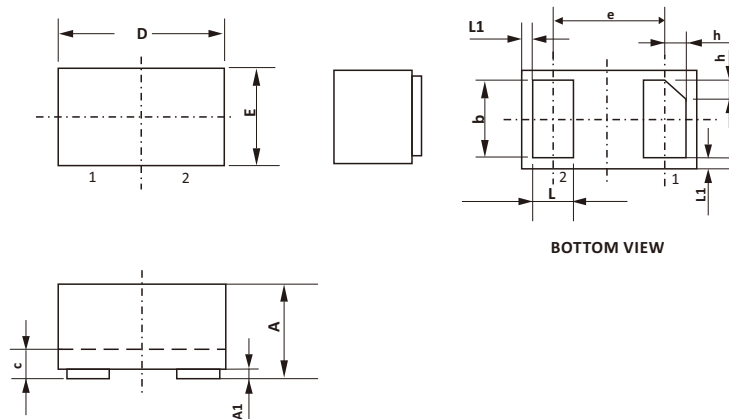
REFLOW PROFILE

Reflow Condition		Lead-free assembly
Pre Heat	Temperature Min (Ts(min))	150°C
	Temperature Max (Ts(max))	200°C
	Time (min to max) (ts)	60 – 180 secs
Average ramp up rate (Liquidus Temp (TL) to peak)		3°C/second max
Ts(max)to TL - Ramp-up Rate		3°C/second max
Reflow	Temperature (TL) (Liquidus)	217°C
	Time (min to max) (tl)	60 – 150 seconds
Peak Temperature (TP)		260°C
Time within 5°C of actual peak Temperature (tp)		20 – 40 seconds
Ramp-down Rate		6°C/second max
Time 25°C to peak Temperature (TP)		8 minutes Max.
Do not exceed		260°C



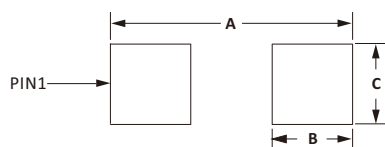
DFN1006 PACKAGE DIMENSIONS

OUTLINE DIMENSIONS				
DIM	MILLIMETERS		INCHES	
	MIN	MAX	MIN	MAX
A	0.40	0.50	0.016	0.020
A1	0	0.05	0	0.002
b	0.40	0.60	0.016	0.024
c	0.12	0.18	0.005	0.007
D	0.95	1.05	0.037	0.041
e	0.65TYP		0.026TYP	
E	0.55	0.65	0.022	0.026
L	0.15	0.35	0.006	0.014
L1	0.05REF		0.002REF	
h	0.07	0.17	0.003	0.007



RECOMMENDED PAD LAYOUT DIMENSIONS

DIM	MILLIMETERS	INCHES
A	1.20	0.047
B	0.47	0.019
C	0.60	0.024



ORDERING INFORMATION

Part Number	Component Package	QTY/Reel	Reel Size
WE05DRF-B	DFN1006	10000PCS	7"

