



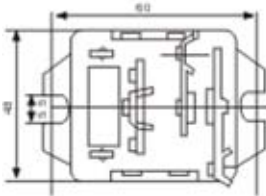
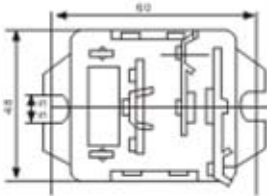
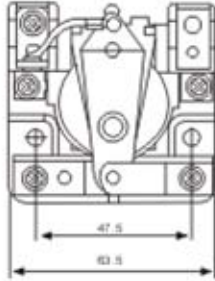
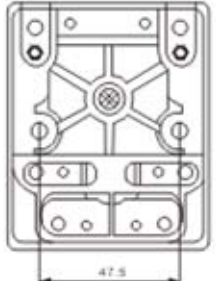


**CHANA**

**WJQX-80/100/150F,JQX-62  
Power Relay**

Energy conservation type large-power relay			
WJQX-80F 1Z/2Z	WJQX-100F/150F 1Z	JQX-62 1Z 80 A	JQX-62 2Z 80 A
			
72×48×80	80×48×72/100×48×72	63.5×61.7	68.2×62×84
Small-size, long life, low-consumption, large current, wide use		Small-size, long life, low-consumption, large current, wide use	
1Z: 1H(1C, 1A)   2Z: 2H(2C, 2A)	1Z: 1H(1C, 1A)	1Z	2Z
1Z: 28VDC/80A 250VAC/80A 2Z: 28VDC/80A 250VAC/80A	1Z: 28VDC/100A 250VAC/100A 2Z: 28VDC/150A 250VAC/150A	1Z: 28VDC/100A 250VAC/100A 2Z: 28VDC/150A 250VAC/150A	1Z: 28VDC/100A 250VAC/100A 2Z: 28VDC/150A 250VAC/150A
DC24V 1A Standard value ≤20MΩ; Max value ≤50MΩ	DC24V 1A Standard value ≤20MΩ; Max value ≤50MΩ	DC24V 1A Standard value ≤20MΩ; Max value ≤50MΩ	DC24V 1A Standard value ≤20MΩ; Max value ≤50MΩ
0-220V	0-220V	0-220V	0-220V
0-220V	0-220V	0-220V	0-220V
≤3.6W	1Z ≤3.6W	1Z ≤3.6W	1Z ≤3.6W
≤6.6VA	1Z ≤6.6VA	1Z ≤6.6VA	1Z ≤6.6VA
Standard value ≤75%; Max value ≤90%	Standard value ≤75%; Max value ≤90%	Standard value ≤75%; Max value ≤90%	Standard value ≤75%; Max value ≤90%
Standard value Dc ≥10%; AC ≥30%; Min value DC ≥5%	Standard value Dc ≥10%; AC ≥30%; Min value DC ≥5%	Standard value Dc ≥10%; AC ≥30%; Min value DC ≥5%	Standard value Dc ≥10%; AC ≥30%; Min value DC ≥5%
1500VAC, 50Hz/min	1500VAC, 50Hz/min	1500VAC, 50Hz/min	1500VAC, 50Hz/min
2500VAC, 50Hz/min	2500VAC, 50Hz/min	2500VAC, 50Hz/min	2500VAC, 50Hz/min
-40℃ ~ +55℃	-40℃ ~ +55℃	-40℃ ~ +55℃	-40℃ ~ +55℃
500MΩ	500MΩ	500MΩ	500MΩ
10 <sup>7</sup>	10 <sup>7</sup>	10 <sup>7</sup>	10 <sup>7</sup>
5 × 10 <sup>4</sup>	5 × 10 <sup>4</sup>	5 × 10 <sup>4</sup>	5 × 10 <sup>4</sup>
			
Installing and welding type	Installing and welding type	Installing and welding type	Installing and welding type