

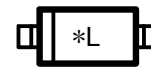
**WSB5508L**
[Http://www.willsemi.com](http://www.willsemi.com)
**Middle Power Schottky Barrier Diode**
**Features**

- 1A Average rectified forward current
- Low forward voltage
- Low leakage current
- SOD-123 package


**SOD-123**

**Circuit**
**Applications**

- Switching circuit
- Middle current rectification


**Marking**
**Absolute maximum ratings**

Parameter	Symbol	Value	Unit
Reverse voltage (repetitive peak)	$V_{RM}$	40	V
Reverse voltage (DC)	$V_R$	40	V
Average rectified forward current	$I_O$	1	A
Peak forward current <sup>(1)</sup>	$I_{PK}$	25	A
Operating Junction Temperature	Topr	-55 ~ 150	°C
Storage temperature	Tstg	-55 ~ 150	°C

**Electronics characteristics (T<sub>A</sub>=25°C)**

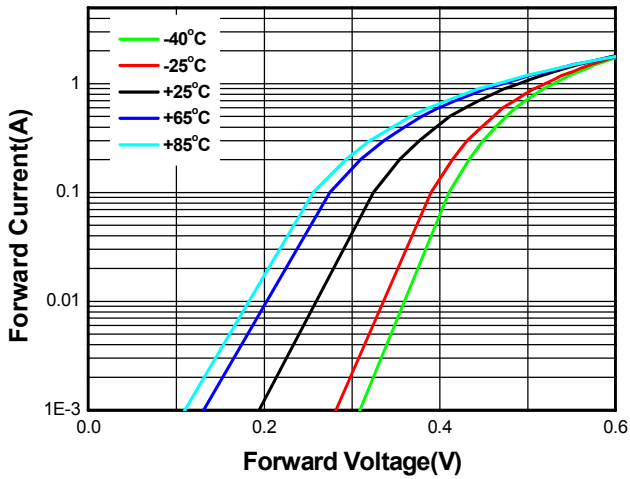
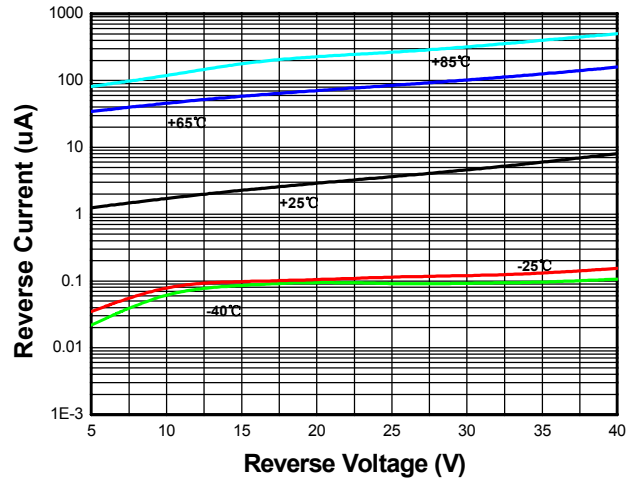
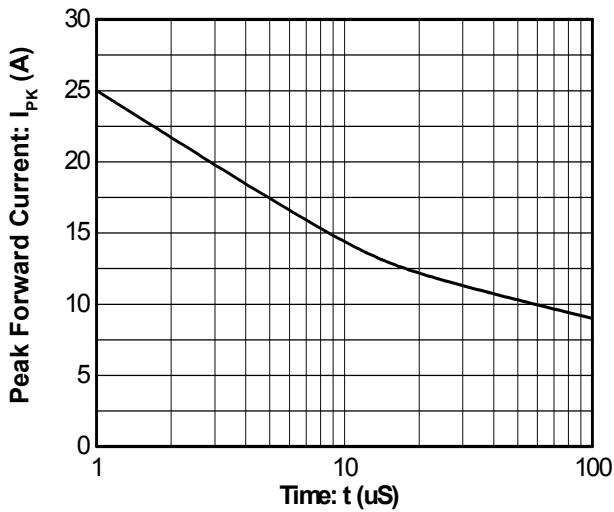
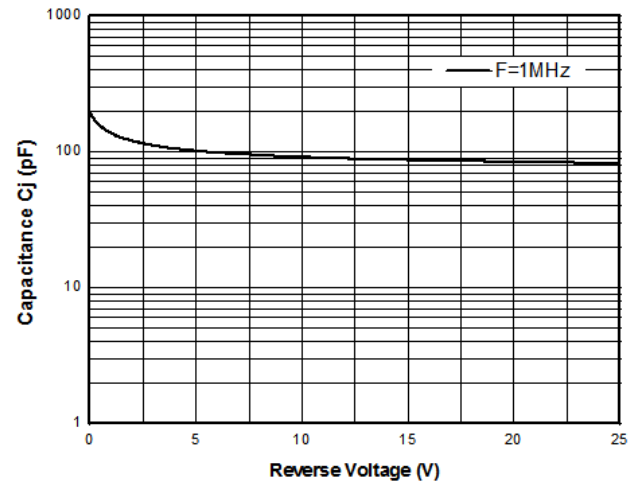
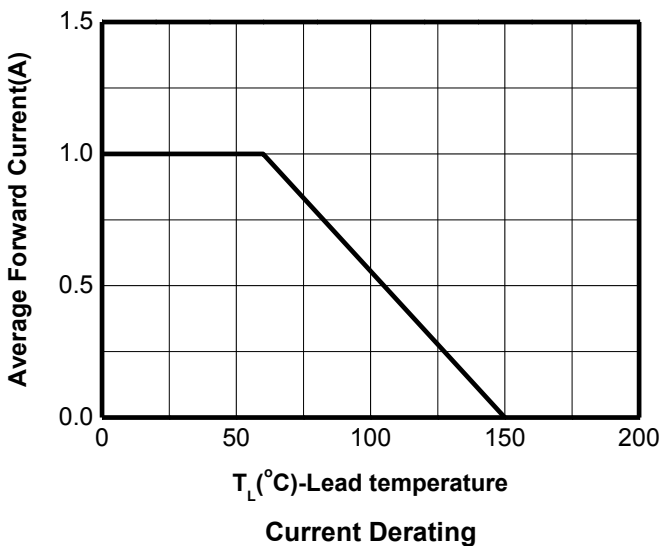
Parameter	Symbol	Condition	Min.	Typ.	Max.	Unit
Forward voltage	$V_F$	$I_F=1A$			0.57	V
Reverse current	$I_R$	$V_R=40V$			100	uA
Junction capacitance	$C_J$	$V_R=4V, F=1MHz$		105		pF
Thermal resistance	$R_{\theta JL}$	Junction to lead			120	K/W

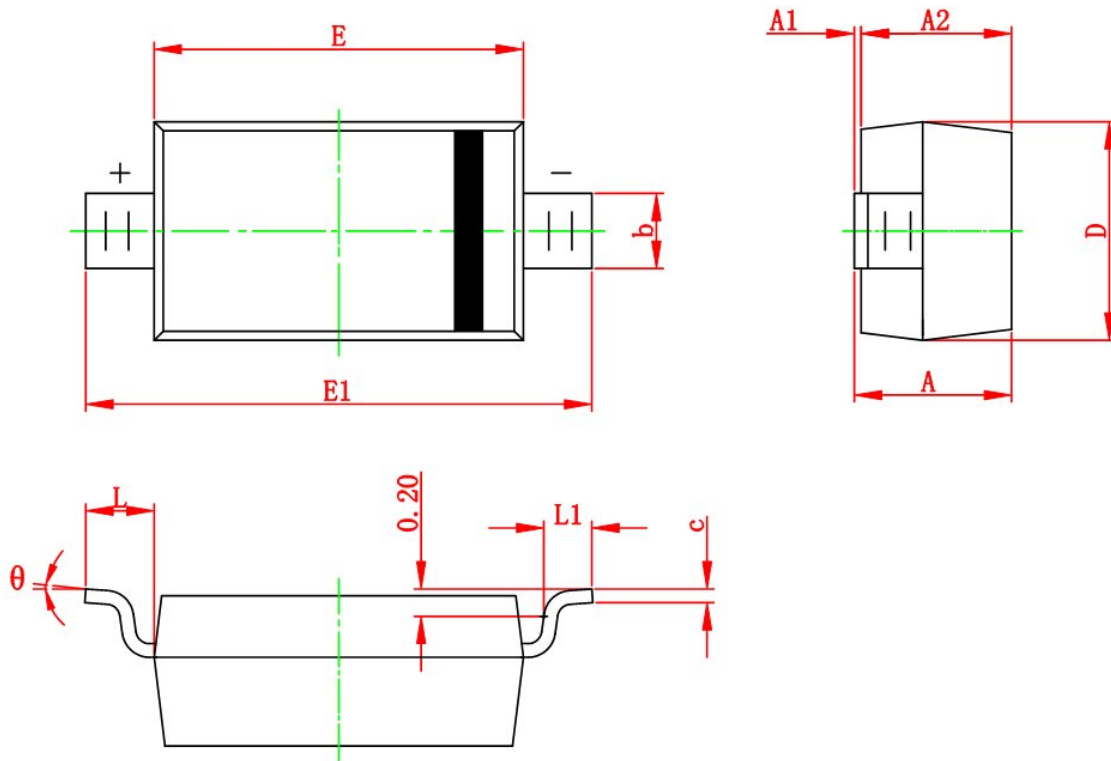
**Order Informations**

Device	Package	Marking	Shipping
WSB5508L-2/TR	SOD-123	*L <sup>(2)</sup>	3000/Reel&Tape

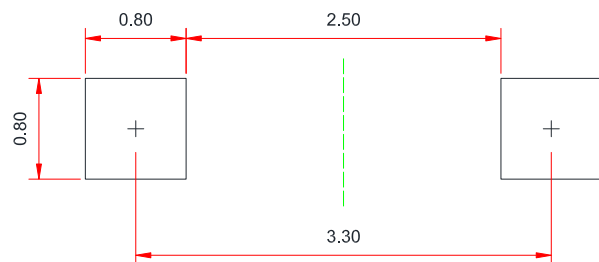
**Note 1:** Pulse Width=1us, Single Pulse

**Note 2:** \* = Month code (A~Z); L = Device code

**Typical characteristics (Ta=25°C, unless otherwise noted)**

**Forward voltage vs. Forward current**

**Reverse current vs. Reverse voltage**

**Peak pulse forward current characteristics**

**Junction capacitance vs. Reverse voltage**

**Current Derating**

**Package outline dimensions**
**SOD-123**


Symbol	Dimensions in millimeters		Dimensions in inches	
	Min.	Max.	Min.	Max.
A	1.050	1.250	0.041	0.049
A1	0.000	0.100	0.000	0.004
A2	1.050	1.150	0.041	0.045
b	0.450	0.650	0.018	0.026
c	0.080	0.150	0.003	0.006
D	1.500	1.700	0.059	0.067
E	2.600	2.800	0.102	0.110
E1	3.550	3.850	0.140	0.152
L	0.500 (REF)		0.020 (REF)	
L1	0.250	0.450	0.010	0.018
θ	0°	8°	0°	8°


**Land Pattern Recommendation**