



Technical Specification

Electrical Characteristics

Standard Resistance Range: 10Ω ~ 2,0MΩ
 Resistance Tolerance: +/-10% Standard
 Absolute Minimum Resistance: ≤1% or 2Ω
 Contact Resistance Variation : ≤3% or 3Ω
 Insulation Resistance: R1 ≥ 1000Meg Ω
 Withstand Voltage: 500VAC
 Effective Travel: 210° normal

Environmental Characteristics

Power Rating: (50VDC max.) 0,25W @ 70°C
 Temperature Range: -40°C to +125°C
 Temperature Coefficient: +/-100ppm/°C
 Vibration: 10-500Hz, 0,75mm, 6Hour: ΔR ≤ +/-1%
 Shock: 390m/s, 4000cycles, ΔR ≤ +/-3%
 Endurance: 0,25W @ 70°C, 1000H, ΔR ≤ 3%
 Rotational Life: 200cycles, ΔR ≤ +/-3%

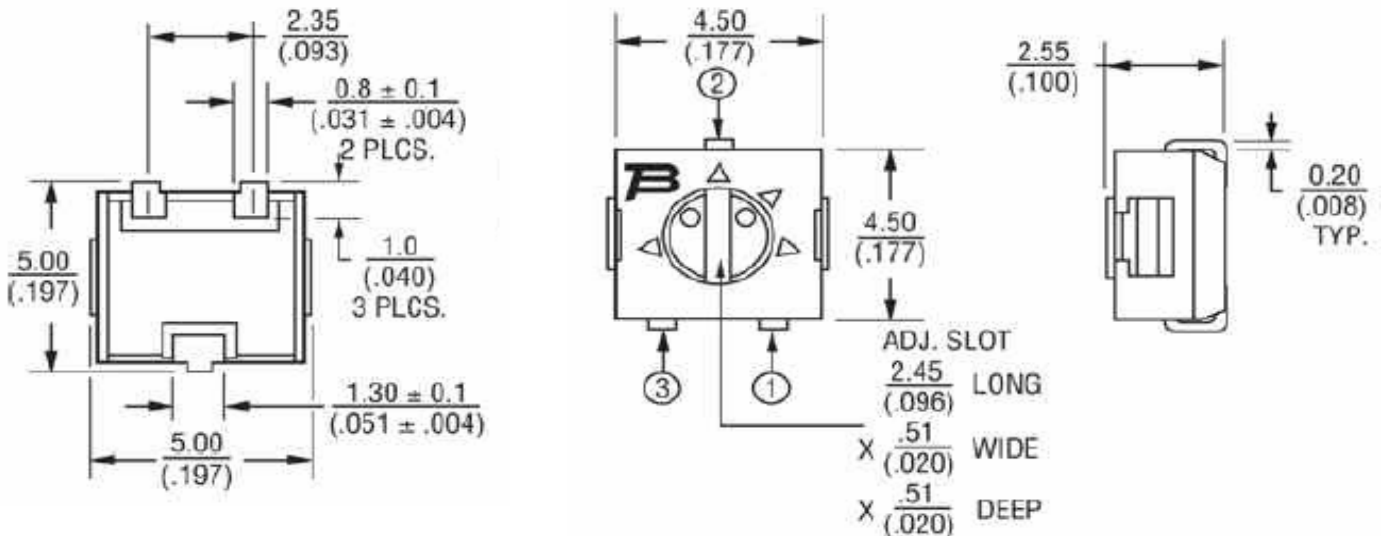
Features

SMD/ Single-Turn/ Cermet / Industrial Sealed
 3 Terminals Styles

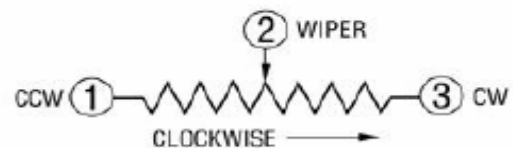
Physical Characteristics

Flammability: UL94V-0
 Strating Torque: 10nM * m max.
 Marking: Resistance Code, Model
 Standard Packing: 500PCS per 7" Reel

Technical Dimensions Type 3314G



Physical Structure



4,5mm SMT Single-Turn Trimmer Type 3314G

Serie No.: X13003

Customer:

DRW:	Jason	CHKD	Jules	MATL:	Wu	DATE	06.09.2009
APPD:	Join			FINISH	Shieh	Sheet	1 from 3

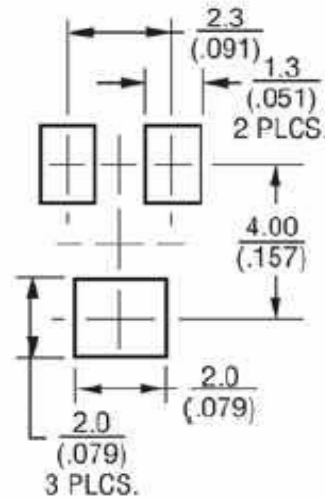
Copyright by EDCON-COMPONENTS H.Schmitt



Range Code Table

PCB Layout

Ordering Code	Range
100	10Ω
101	100Ω
201	200Ω
501	500Ω
102	1,0KΩ
202	2,0KΩ
502	5,0KΩ
103	10KΩ
203	20KΩ
253	25KΩ
503	50KΩ
104	100KΩ
204	200KΩ
254	250KΩ
504	500KΩ
105	1,0MΩ
205	2,0MΩ



**4,5mm SMT Single-Turn
 Trimmer Type 3314G**

Serie No.: **X13003**

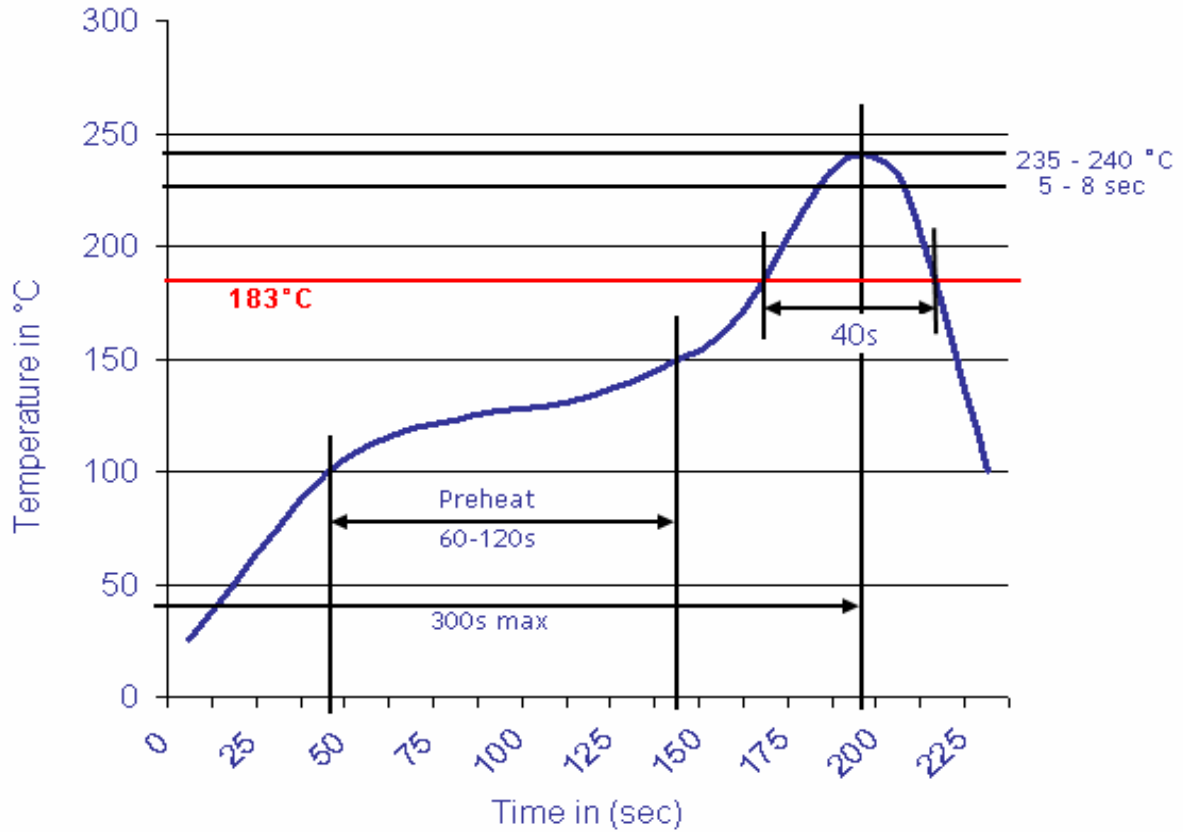
Customer:

DRW:	Jason	CHKD	Jules	MATL:	Wu	DATE	06.09.2009
APPD:	Join			FINISH	Shieh	Sheet	2 from 3



Soldering Profile

Classification Reflow Profile (JEDEC J-STD-020C)



Ordering Information

Serie	Ordering Code	Tolerance	ROHS	Packing		
X13003	100	M	R	TR501		

100= 10Ω	M= Tol. 20%	R= ROHS conform	BU101= Bulk-Ware 100PCS
	K= Tol. 10%	N= NON ROHS conform	TR501= Tape / Reel 500PCS

4,5mm SMT Single-Turn Trimmer Type 3314G	
Serie No.:	X13003
Customer:	

DRW:	Jason	CHKD	Jules	MATL:	Wu	DATE	06.09.2009
APPD:	Join			FINISH	Shieh	Sheet	3 from 3